

National Federation of State  
High School Associations



## **Solid-Colored Uniform Jersey**

Take Part. Get Set For Life.™

## Solid-Colored Uniform Jersey



- It has become increasingly difficult to discern the libero's legality when playing the ball when he/she cannot be easily identified apart from the teammates due to multi-colored uniform jerseys.



- Requiring either the libero or the other team members to be in a solid-colored uniform jersey of contrasting color will assist the referees in identifying the libero and determining legal playing actions.



- There are several options as to the use of the solid-colored jersey by the individual team.
- The team may choose to have only the libero wear the jersey and thus purchase special jerseys.
- The team may choose to have one set of solid-colored uniforms opposite a second set of contrast.

## Solid-Colored Uniform Jersey

- Who must wear the solid-colored jersey?



- Libero, or
- Teammates with libero in a contrasting colored jersey.
- Both may wear solid-colored jersey, but libero must be in contrasting solid-colored jersey.



# Solid-Colored Uniform Jersey



Libero solid contrasting colored jersey



Teammates in either a different color solid jersey, or jersey with colors and/or design



Libero in jersey with colors and/or design



Teammates in solid contrasting colored jersey



## Solid-Colored Uniform Jersey



- Either the libero and/or his/her teammates shall wear a solid-colored uniform jersey.
  - Required by NCAA – August 1, 2013
  - Required by USAV – September 1, 2014
  - Required by NFHS – July 1, 2016



- The solid-colored jersey requirements by rule are the same for all three organizations except for the mandated implementation dates.

## Solid-Colored Uniform Jersey

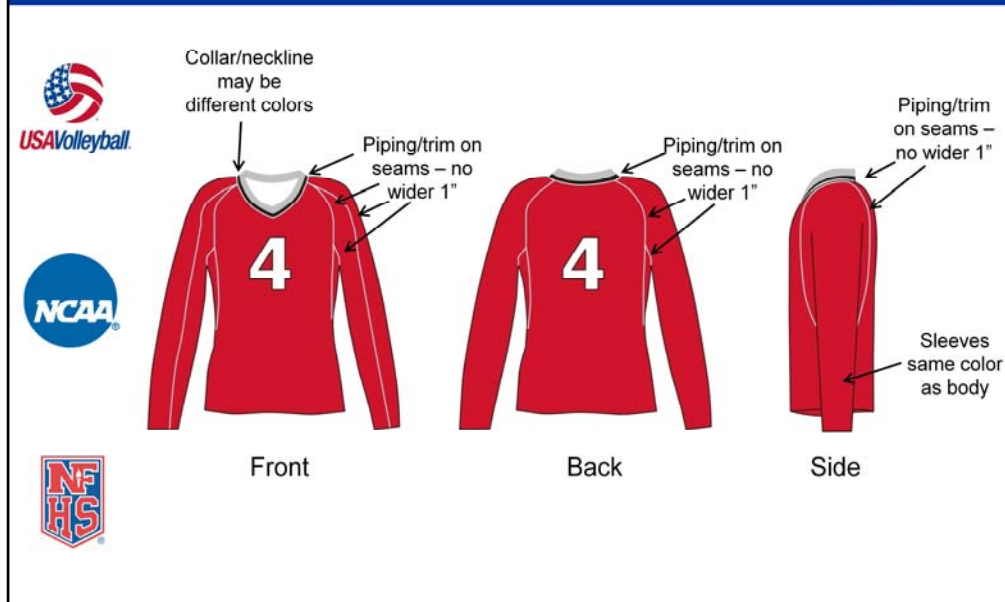
- Regarding the solid-colored jersey:



- a. The solid-colored uniform jersey shall clearly contrast from the predominant color(s) of the teammates' uniform jersey. Predominant color(s) is the color(s) appearing on approximately half of the uniform.
- b. Sleeves shall be the same color as the body of the uniform jersey.
- c. Piping/trim not exceeding 1 inch in total at its widest point may be placed along the seams and may be a different color(s) than the uniform jersey.
- d. Lettering and collars may be different color(s) than the uniform jersey.
- e. Numbers shall be a contrasting color to the uniform jersey and meet all other specifications of the respective rules organizations.

- The rule focuses up the solid-colored jersey being in contrast to the other jersey or jerseys.
- Sleeves are now to be same color as body.
- Piping/trim size and location are specified.
- Lettering and collars have flexibility of colors.
- Numbers must be in contrasting color to uniform jersey.

## Solid-Colored Uniform Jersey



- Here is an example of the basic rule.
- In addition, the jersey must be in contrasting color to other team jerseys.

## Solid-Colored Uniform Jersey



Trim runs along the side seams

Trim is no wider than 1 inch in total width



Collar/neckline may be any color

Body is a solid color

Legal for Solid-Colored Jersey

- This uniform is legal as the body is a solid color, trim is located along the seams and is no wider than 1 inch at its widest point.



## Solid-Colored Uniform Jersey



Trim runs along the seams

Trim is no wider than 1 inch in total width

Trim may be more than 1 color



Collar/neckline may be any color and more than 1 color

Body is solid color

Legal for Solid-Colored Jersey

- The trim or piping may consist of more than one color.
- However, the trim in total shall not be more than 1 inch in width at its widest point.

## Solid-Colored Uniform Jersey



Trim is wider than 1 inch in total width

Illegal for Solid-Colored Jersey

- This jersey does not meet the requirements for the solid-colored jersey due to the trim.
- The trim in total, (red, white and orange) exceeds 1 inch in width.

## Solid-Colored Uniform Jersey



Trim is located along seams



Trim may be more than 1 color and may contain a design



Trim is no wider than 1 inch at widest point



Legal for Solid-Colored Jersey

- This jersey has trim with a design. This is legal providing it runs along the seams and is not wider than 1 inch.

## Solid-Colored Uniform Jersey



- This jersey is all white but constructed of two different materials.
- The various seams used to piece the jersey together have piping of a different color than the jersey, in this case black piping on a white jersey.
- Wherever there is a true seam, functions to join two pieces of material, piping/trim may be added.
- Darts, stitching to create a fitted style, are not considered seams and piping/trim could not be placed on this type of stitching.
- The integrity of a solid-colored jersey must be maintained. If there is excessive piping/trim the jersey may no longer be considered solid-colored.

## Solid-Colored Uniform Jersey



Side panel is  
not trim and  
exceeds 1  
inch

Illegal for Solid-Colored Jersey

- This jersey includes an insert rather than piping or trim.
- It is wider than one inch, thus rendering this jersey illegal for a solid-colored jersey.

## Solid-Colored Uniform Jersey



Sleeves are same color as body of jersey



Horizontal piping/trim runs along a seam

Piping/trim is no wider than 1 inch

Legal for Solid-Colored Jersey

- The sleeves must be the same color as the body of the jersey, in this case black to black.
- The piping/trim can be located on any seam providing width requirement is not exceeded.

## Solid-Colored Uniform Jersey



Collar may be multiple colors

Piping along seams for garment construction



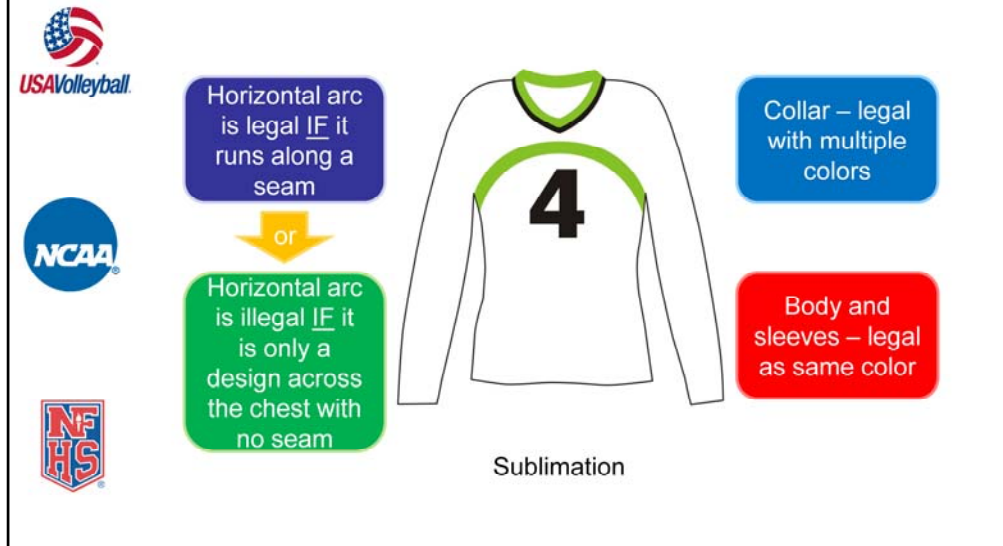
Design is not along a seam

Design exceeds 1 inch in width

Illegal for Solid-Colored Jersey

- A collar of multiple colors may appear on the solid-colored jersey.
- Likewise, trim/piping may be placed along any seam that serves the actual function of joining two pieces of garment together.
- This jersey however is not legal due to the design on the shoulder not being placed on a seam and exceeding 1 inch in width.

## Solid-Colored Uniform Jersey



- Sublimation may be used to create the piping/trim or design of the trim providing:
  - The piping/trim is placed along a seam.
  - The piping/trim is no wider than 1 inch at its widest point.



## Solid-Colored Uniform Jersey



School/team name, mascot and/or player name may be placed on jersey



Designs may not be placed on the solid-colored jersey

Illegal for Solid-Colored Jersey

- To preserve the integrity of a solid/colored jersey, designs, other than any that are included in legal trim, are not allowed.
- A team name, school name and/or mascot is permitted.
- A player's name is also permitted.
- Matters regarding placement of names and numbers should be addressed to appropriate rules organization (NCAA, NFHS, USAV).

## Solid-Colored Uniform Jersey



- May be placed on jersey:
- School name
  - Team name
  - Player name
  - Mascot

Legal for Solid-Colored Jersey

## Solid-Colored Uniform Jersey



(NFHS and NCAA Rules allow for number to be on upper left, center or right)

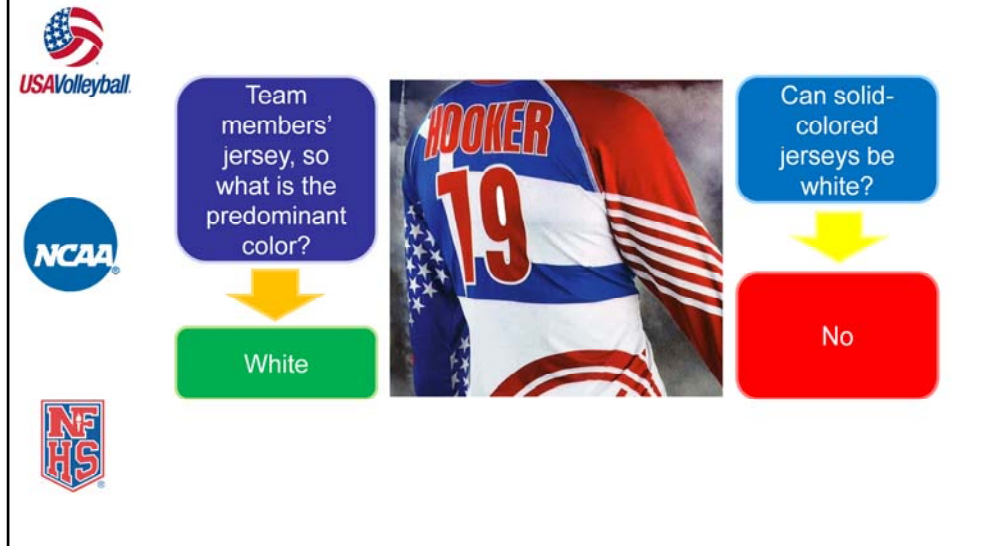


May be placed on jersey:

- School name
- Team name
- Player name
- Mascot

Legal for Solid-Colored Jersey

## Solid-Colored Uniform Jersey



- Here is an example of a uniform with a lot of color and design.
- The predominant color is white as it is at least half or more of the colors on the jersey.
- Therefore, white is not an option for the color of a solid-colored jersey.
- As a reminder, only one visible manufacturer's logo/trademark or reference can be placed on a single part of the uniform, and that logo cannot exceed 2¼ square inches.

## Solid-Colored Uniform Jersey

The diagram illustrates the requirements for solid-colored uniform jerseys across three levels: USA Volleyball, NCAA, and NFHS. It features two rows of jersey views (Front and Back) and three callout boxes.

- USA Volleyball:** Shows a white jersey with red trim on the front and a red jersey with white trim on the back. A blue callout box states: "Both red and white colors appear on approximately half the jersey".
- NCAA:** Shows a red jersey with white trim on the front and a white jersey with red trim on the back. A green callout box states: "Predominant colors are red and white".
- NFHS:** Shows a red jersey with white trim on the front and a white jersey with red trim on the back. A blue callout box states: "Solid-colored jersey must be of a contrasting color to red and white".

At the bottom, the text "Two predominant colors" is centered.

- Here is a uniform where the front is one color and the back and shoulders are another.
- With the new rules, a predominant color is one that appears on approximately half the jersey.
- This is important because a solid-colored jersey, if worn by the libero, must be of a clear contrasting color to his/her teammates.
- Red or white could not be used as colors for the contrasting solid-colored jersey.

## Solid-Colored Uniform Jersey



- All other uniform requirements as set forth in the specific rule codes of the NCAA, NFHS and USAV must be met for a uniform to be legal.
- Questions regarding uniforms should be directed to the respective organization for which the question applies.



# Solid-Colored Uniform Jersey

## Organizational Contacts for Rules Interpretations



### NCAA

Anne Pufahl  
Secretary – Rules Editor  
NCAA Women's Volleyball Rules Committee  
Phone: 414-430-0111  
E-mail: [anne.pufahl@marquette.edu](mailto:anne.pufahl@marquette.edu)

### NFHS

Becky Oakes  
Director of Sports  
National Federation of State High School Associations  
P.O. Box 690  
Indianapolis, IN 46206  
Phone: 317-972-5739  
Fax: 317-822-5700  
E-mail: [boakes@nfhs.org](mailto:boakes@nfhs.org)



### NCAA

Rachel Seewald  
Championships and Alliances – Playing Rules and  
Officiating  
National Collegiate Athletic Association  
P.O. Box 6222  
Indianapolis, IN 46206  
Phone: 317-917-6141  
Cell: 317-709-3669  
Fax: 317-917-6800

### USAV

Steve Thorpe  
USA Volleyball Rules Interpreter  
Phone: 267-880-1684  
E-mail: [vbinterp@usav.org](mailto:vbinterp@usav.org)



# Solid-Colored Uniform Jersey

## NFHS Online Meeting Evaluation



- **At the end of this session, do not close your browser – I will close the conference call but attendees please stay on.**



- The meeting evaluation will automatically appear on your screen.
- Please complete and submit per the directions, then close your browser.
- Additional questions regarding uniforms should be directed to the appropriate organization contact.
- Thank you for your participation in the meeting evaluation.

