

■ MSHSAA Football Championships History

Year	Class	Champion (Record)	Head Coach	Score	Runner-up	Site
1968	1A	Princeton (11-0-1)	Shane Cavanah	32-0	Cass-Midway	Raytown High School, Raytown
	2A	Cabool (10-1)	Art Seals	6-0	Seneca	John F. Kennedy Stadium, Springfield
	3A	Perryville (11-1)	Terry Smith	14-0	Marshall	University City High School, University City
	4A	McCluer (10-0-1)	Bob Johnson	17-13	Oak Park	Faurot Field, UMC, Columbia
1969	1A	Cass-Midway (10-1)	Layn Phillips	24-0	Smithville	Raytown High School, Raytown
	2A	Aurora (11-1)	Charles McCallister	13-6	Malden	Poplar Bluff High School, Poplar Bluff
	3A	DeLaSalle (Kansas City) (10-2)	Bill Hopper	14-8	Mercy (St. Louis)	Missouri Valley College, Marshall
	4A	McCluer (10-1)	Bob Johnson	21-0	Rockhurst	Faurot Field, UMC, Columbia
1970	1A	Cass-Midway (12-0)	Layn Phillips	20-0	Rock Port	Rickenbrode Stadium, NMSU, Maryville
	2A	South Shelby (12-0)	Randy Lukehart	38-18	Harrisonville	Central Missouri St. Univ., Warrensburg
	3A	Chillicothe (11-0)	Bob Fairchild	32-6	Dexter	Chillicothe High School, Chillicothe
	4A	St. Louis Univ. High (11-1)	Paul Martel	28-19	Center (Kansas City)	Faurot Field, UMC, Columbia
1971	1A	Tarkio (10-0)	Dale Palmeiro	35-22	Greenwood	Rickenbrode Stadium, NMSU, Maryville
	2A	Monett (12-0)	Burl Fowler/Benny Lawson	37-8	South Shelby	Plaster Stadium, Missouri State University, Springfield
	3A	Richmond (11-1)	Tom Adams	29-25	Fulton	Fulton High School, Fulton
	4A	Rockhurst (11-0)	Al Davis	14-10	Beaumont	William Chrisman High, Independence
1972	1A	University High (Warrensburg) (12-0)	Perry Black	17-0	Fairfax	University of Central Missouri, Warrensburg
	2A	St. Mary's (Independence) (11-0)	Bill Cox	6-0	Country Day (St. Louis)	Ladue Horton Watkins High, Ladue
	3A	Chillicothe (10-1)	Bob Fairchild	14-9	Chaminade	Chillicothe High School, Chillicothe
	4A	Hazelwood (9-1-1)/Southwest (KC) (9-0-2)	Bob Stouffer/William Robinson	6-6 (tie)	(<i>co-champions</i>)	Francis Field, Washington University, St. Louis
1973	1A	North Shelby (11-0)	Ted Michael	28-20	Drexel	South Shelby High School, Shelbina
	2A	Priory (9-1)	Gerald Wilkes	60-26	West Platte	Arrowhead Stadium, Kansas City
	3A	Washington (11-0)	Jim Scanlan	14-7	Helias	University of Missouri-Rolla, Rolla
	4A	Sumner (11-1)	Lawrence Walls	12-7	Rockhurst	Arrowhead Stadium, Kansas City
1974	1A	Lockwood (10-2)	Mike Rader	34-0	King City	Rickenbrode Stadium, NMSU, Maryville
	2A	Country Day (St. Louis) (10-1)	Ron Holtman	34-7	Pleasant Hill	St. Louis Country Day School, St. Louis
	3A	Boonville (11-0)	Gene Reagan	34-14	Washington	University of Missouri-Rolla, Rolla
	4A	Hickman (10-1)	Tom Travis	54-6	Sumner	Faurot Field, UMC, Columbia
1975	1A	Orick (11-1)	Brad Gaines	18-0	Greenfield	Excelsior Springs High, Excelsior Springs
	2A	John Burroughs (12-0)	Jim Lemen	28-26	Seneca	John Burroughs High School, St. Louis
	3A	Rock Bridge (12-0)	Rich Davies	10-0	Nevada	Faurot Field, UMC, Columbia
	4A	Parkwood (Joplin) (12-0-1)	Dewey Combs	16-8	DeSmet	Hughes Stadium, MSSC, Joplin
1976	1A	Cass-Midway (13-0)	Laural Hobick	13-0	Princeton	Cass-Midway High School, Cleveland
	2A	Lexington (12-0)	Gil Rector	19-7	John Burroughs	John Burroughs High School, St. Louis
	3A	Memorial (Joplin) (12-1)	Phil Collins	31-0	Sullivan	Hughes Stadium, MSSC, Joplin
	4A	Jefferson City (13-0)	Pete Adkins	33-6	Sumner	St. Louis Public School Stadium, St. Louis
1977	1A	Greenfield (12-0)	Jim Dykens	20-6	King City	King City High School, King City
	2A	Monett (11-2)	Benny Lawson	21-19	Louisiana	Monett High School, Monett
	3A	Rock Bridge (10-0-2)	John Henage	7-6	Camdenton	Faurot Field, UMC, Columbia
	4A	Jefferson City (13-0)	Pete Adkins	20-11	Hazelwood Central	Jefferson City High School, Jefferson City
1978	1A	Cass-Midway (12-1)	Laural Hobick	13-0	Princeton	Cass-Midway High School, Cleveland
	2A	Mount Vernon (13-0)	Pat Wozniak	37-21	Country Day (St. Louis)	St. Louis Country Day School, St. Louis
	3A	Chillicothe (12-0)	Bob Fairchild	42-0	Washington	Chillicothe High School, Chillicothe
	4A	Jefferson City (11-1)	Pete Adkins	35-11	Hazelwood Central	Lindenwood University, St. Charles
1979	1A	Jasper (12-1)	Tim Dade	23-0	Hardin-Central	Busch Stadium II, St. Louis
	2A	Plattsburg (12-0)	Jim Freeman	12-7	Marceline	Busch Stadium II, St. Louis
	3A	Country Day (St. Louis) (11-1)	Ron Holtman	14-7	St. Pius X (Kansas City)	Busch Stadium II, St. Louis
	4A	Webster Groves (11-1)	Jack Jones	7-6	Jefferson City	Busch Stadium II, St. Louis
1980	1A	Hardin-Central (11-0)	Gary O'Neal	14-6	Greenwood	Busch Stadium II, St. Louis
	2A	John Burroughs (11-2-1)/Lexington (12-0-1)	Jim Lemen/Gil Rector	6-6 (tie)	(<i>co-champions</i>)	Busch Stadium II, St. Louis
	3A	O'Hara (11-3)	Paul Monteil	30-0	Caruthersville	Busch Stadium II, St. Louis
	4A	Parkwood (Joplin) (14-0)	Dewey Combs	20-13	Hazelwood Central	Busch Stadium II, St. Louis
1981	1A	Greenwood (10-1)	Paul Mullins	14-0	Gallatin	Busch Stadium II, St. Louis
	2A	Valle Catholic (12-0-1)/St. Pius X (Kansas City) (12-0-1)	Mark Benson/Joseph Monachino	0-0 (tie)	(<i>co-champions</i>)	Busch Stadium II, St. Louis
	3A	Lutheran North (12-1)	Mike Russell	14-6	Marshall	Busch Stadium II, St. Louis
	4A	Rockhurst (12-1)	Jerry Culver	35-14	Hazelwood Central	Busch Stadium II, St. Louis
1982	1A	Cass-Midway (12-0)	Gary Dercher	42-6	Gallatin	Arrowhead Stadium, Kansas City
	2A	Valle Catholic (14-0)	Mark Benson	37-0	Mt. Vernon	Arrowhead Stadium, Kansas City
	3A	Maryville (12-1)	Mike Jordan	22-0	Duchesne	Arrowhead Stadium, Kansas City
	4A	St. Charles (13-1)	Jim Williams	10-3	O'Hara	Arrowhead Stadium, Kansas City
	5A	Sumner (11-2)	Lawrence Walls	32-22	Rockhurst	Arrowhead Stadium, Kansas City
1983	1A	Chaffee (11-2)	Michael Wessel	13-7	Norborne	Busch Stadium II, St. Louis
	2A	Valle Catholic (13-1)	Rick Suarez	14-7	Seneca	Busch Stadium II, St. Louis
	3A	Country Day (St. Louis) (12-1)	Ron Holtman	14-0	Harrisonville	Busch Stadium II, St. Louis
	4A	Parkwood (Joplin) (14-0)	Dewey Combs	35-7	Union	Busch Stadium II, St. Louis
	5A	Rockhurst (12-2)	Tony Severino	13-7	Hazelwood Central	Busch Stadium II, St. Louis
1984	1A	Rock Port (12-0)	Stew Cline	7-6	Appleton City	Arrowhead Stadium, Kansas City
	2A	Knob Noster (12-1)	Mike Wutke	8-7	Hayti	Arrowhead Stadium, Kansas City
	3A	Lexington (12-1)	Gil Rector	28-0	Berkeley	Arrowhead Stadium, Kansas City
	4A	Helias (12-2)	Ray Hentges	23-13	Parkwood (Joplin)	Arrowhead Stadium, Kansas City
	5A	Jefferson City (12-2)	Pete Adkins	21-12	Sumner	Arrowhead Stadium, Kansas City

■ MSHSAA Football Championships History

Year	Class	Champion (Record)	Head Coach	Score	Runner-up	Site
1985	1A	Rock Port (13-0)	Stew Cline	13-12	Sweet Springs	Busch Stadium II, St. Louis
	2A	John Burroughs (9-4)	Jim Lemen	35-8	Plattsburg	Busch Stadium II, St. Louis
	3A	Country Day (St. Louis) (12-1)	Ronald Holtman	28-0	Pembroke Hill	Busch Stadium II, St. Louis
	4A	Chillicothe (13-1)	Bob Fairchild	20-14	Center (Kansas City)	Busch Stadium II, St. Louis
	5A	Hazelwood Central (14-0)	John Hottfelder	22-15	Lee's Summit	Busch Stadium II, St. Louis
1986	1A	Marceline (13-0)	Bill Dennis	20-0	Greenwood	Arrowhead Stadium, Kansas City
	2A	Louisiana (13-1)	Tony Gschwendner	23-14	Seneca	Arrowhead Stadium, Kansas City
	3A	Country Day (St. Louis) (13-0)	Ron Holtman	31-7	Oak Grove	Arrowhead Stadium, Kansas City
	4A	Camdenton (12-0-1)/Marshall (12-0-1)	Bob Shore/Cecil Naylor	20-20 (tie)	(<i>co-champions</i>)	Arrowhead Stadium, Kansas City
	5A	Rockhurst (11-1)	Tony Severino	13-10	Hazelwood Central	Arrowhead Stadium, Kansas City
1987	1A	Hardin-Central (12-0)	Gary O'Neal	18-6	Adrian	William Jewell College, Liberty
	2A	Seneca (14-0)	Tom Hodge	20-13	Brentwood	Faurot Field, UMC, Columbia
	3A	Berkeley (13-1)	Roy Williams	45-8	Branson	Faurot Field, UMC, Columbia
	4A	Camdenton (12-0)	Bob Shore	23-14	Sumner	Faurot Field, UMC, Columbia
	5A	Rockhurst (12-1)	Tony Severino	7-0	Hazelwood Central	Faurot Field, UMC, Columbia
1988	8-Man	South Holt (10-1)	Craig Barker	46-0	Miami	Rickenbrode Stadium, NMSU, Maryville
	1A	Valle Catholic (12-1)	Bob Weiler	21-3	Rock Port	Faurot Field, UMC, Columbia
	2A	Lexington (13-1)	Gil Rector	17-14	John Burroughs	Plaster Stadium, Missouri State University, Springfield
	3A	Lutheran North (13-1)	Mike Russell	36-0	Chillicothe	Faurot Field, UMC, Columbia
	4A	Webster Groves (10-3)	Jack Jones	26-6	Center (Kansas City)	Faurot Field, UMC, Columbia
	5A	Jefferson City (11-0)	Pete Adkins	53-0	McCluer North	Faurot Field, UMC, Columbia
1989	8-Man	North Nodaway (11-1)	Michael Butt	46-0	DeKalb	Rickenbrode Stadium, NMSU, Maryville
	1A	Valle Catholic (12-1)	Ed Fleming	49-7	Marceline	Faurot Field, UMC, Columbia
	2A	John Burroughs (10-3)	Jim Lemen	17-6	Putnam County	Faurot Field, UMC, Columbia
	3A	Lutheran North (13-1)	Mike Russell	28-26	Branson	Plaster Stadium, Missouri State University, Springfield
	4A	Webb City (14-0)	Jerry Kill	16-0	Sumner	Plaster Stadium, Missouri State University, Springfield
	5A	Hazelwood East (14-0)	Rick Gorzynski	28-14	Rockhurst	Faurot Field, UMC, Columbia
1990	8-Man	Nodaway-Holt (11-0)	Scott Orchard	49-12	Southwest (Ludlow)	Rickenbrode Stadium, NMSU, Maryville
	1A	Valle Catholic (13-1)	Steve Dougherty	49-21	Rock Port	Plaster Stadium, Missouri State University, Springfield
	2A	Warsaw (13-1)	Randy Morrow	42-7	South Shelby	Plaster Stadium, Missouri State University, Springfield
	3A	Lutheran North (13-1)	Mike Russell	37-13	Oak Grove	Faurot Field, UMC, Columbia
	4A	Sumner (13-1)	Lawrence Walls	36-21	Webb City	Faurot Field, UMC, Columbia
	5A	Jefferson City (11-0)	Pete Adkins	12-7	McCluer	Faurot Field, UMC, Columbia
1991	8-Man	Nodaway-Holt (11-0)	Bill Baldwin	27-14	South Nodaway	Rickenbrode Stadium, NMSU, Maryville
	1A	Valle Catholic (14-0)	John Bacon	28-24	Tarkio	Faurot Field, UMC, Columbia
	2A	John Burroughs (11-2)	Jim Lemen	21-7	Pembroke Hill	Faurot Field, UMC, Columbia
	3A	Chillicothe (12-2)	Bob Fairchild	40-12	Herculaneum	Plaster Stadium, Missouri State University, Springfield
	4A	Sumner (11-1)	Lawrence Walls	52-8	Benton (St. Joseph)	Plaster Stadium, Missouri State University, Springfield
	5A	Jefferson City (11-2)	Pete Adkins	10-7	St. Louis Univ. High	Faurot Field, UMC, Columbia
1992	8-Man	South Holt (10-1-1)/South Nodaway (9-1-1)	Mike Buckler/Jeff Sumy	20-20 (tie)	(<i>co-champions</i>)	Rickenbrode Stadium, NMSU, Maryville
	1A	Valle Catholic (14-0)	John Bacon	44-16	Hardin-Central	Plaster Stadium, Missouri State University, Springfield
	2A	John Burroughs (12-1)	Jim Lemen	21-7	Plattsburg	Plaster Stadium, Missouri State University, Springfield
	3A	Ste. Genevieve (13-1)	Bob Stolzer	22-15	Bolivar	Faurot Field, UMC, Columbia
	4A	Webb City (12-2)	Kurt Thompson	24-21	Rock Bridge	Faurot Field, UMC, Columbia
	5A	Blue Springs (13-1)	Wayne McGinnis	39-35	Parkway Central	Faurot Field, UMC, Columbia
1993	8-Man	North Andrew (7-3-1)/South Holt (10-1-1)	Jim Shultz/Mike Buckler	30-30 (tie)	(<i>co-champions</i>)	Rickenbrode Stadium, NMSU, Maryville
	1A	Milan (13-1)	Duane Schnelle	19-12	Valle Catholic	Faurot Field, UMC, Columbia
	2A	Warsaw (14-0)	Randy Morrow	13-12	Lutheran North	Faurot Field, UMC, Columbia
	3A	St. Francis Borgia (14-0)	Dale Gildehaus	24-21	Chillicothe	Faurot Field, UMC, Columbia
	4A	Webb City (14-0)	Kurt Thompson	20-7	Rock Bridge	Plaster Stadium, Missouri State University, Springfield
	5A	Jefferson City (13-0)	Pete Adkins	35-0	McCluer North	Faurot Field, UMC, Columbia
1994	8-Man	Fairfax (11-0)	Jim Skillen	40-14	North Andrew	Rickenbrode Stadium, NMSU, Maryville
	1A	Miller (12-1)	Jim LaSalle	20-0	Tarkio	Plaster Stadium, Missouri State University, Springfield
	2A	Monroe City (14-0)	Dale Labuary	18-13	Warsaw	Plaster Stadium, Missouri State University, Springfield
	3A	Odessa (14-0)	Roger John	28-0	Knob Noster	Faurot Field, UMC, Columbia
	4A	Excelsior Springs (13-1)	Vic Bonuchi	12-6	Jackson	Faurot Field, UMC, Columbia
	5A	Jefferson City (13-0)	Pete Adkins	14-7	Mehlville	Faurot Field, UMC, Columbia
1995	8-Man	Worth County (12-0)	Mark Fletcher	48-26	North Andrew	Rickenbrode Stadium, NMSU, Maryville
	1A	Valle Catholic (12-1)	John Bacon	63-13	Wellington-Napoleon	Hughes Stadium, MSSC, Joplin
	2A	John Burroughs (8-4-1)/Lexington (12-1-1)	Jim Lemen/Gil Rector	14-14 (tie)	(<i>co-champions</i>)	Hughes Stadium, MSSC, Joplin
	3A	Seneca (14-0)	Tom Hodge	35-14	Herculaneum	Plaster Stadium, Missouri State University, Springfield
	4A	Camdenton (13-1)	Bob Shore	20-19	Jackson	Plaster Stadium, Missouri State University, Springfield
	5A	Hazelwood East (14-0)	Rick Gorzynski	42-3	Blue Springs South	Plaster Stadium, Missouri State University, Springfield
1996	8-Man	North Andrew (11-0)	Jim Shultz	44-18	Fairfax	Kyle Field, Tarkio Academy, Tarkio
	1A	Cass-Midway (13-1)	Larry Burchett	42-13	Santa Fe	Edward Jones Dome, St. Louis
	2A	Monroe City (13-1)	Dale Labuary	21-0	Springfield Catholic	Edward Jones Dome, St. Louis
	3A	MICDS (13-0)	Ron Holtman	44-14	Maryville	Edward Jones Dome, St. Louis
	4A	Excelsior Springs (13-1)	Vic Bonuchi	36-15	Camdenton	Edward Jones Dome, St. Louis
	5A	Hazelwood Central (13-1)	Norm Ryan	21-20	Oak Park	Edward Jones Dome, St. Louis

■ MSHSAA Football Championships History

Year	Class	Champion (Record)	Head Coach	Score	Runner-up	Site
1997	8-Man	North Andrew (11-1)	Jim Shultz	46-0	South Holt	Kyle Field, Tarkio Academy, Tarkio
	1A	Salisbury (14-0)	Mike Butt	22-20	Marionville	Edward Jones Dome, St. Louis
	2A	Springfield Catholic (14-0)	Bobby Cornelison	28-0	Monroe City	Edward Jones Dome, St. Louis
	3A	California (14-0)	Geary Labuary	36-19	MICDS	Edward Jones Dome, St. Louis
	4A	Webb City (14-0)	John Roderique	44-14	North County (Bonne Terre)	Edward Jones Dome, St. Louis
5A	Jefferson City (12-1)	Ron Cole	23-19	Parkway Central	Edward Jones Dome, St. Louis	
1998	8-Man	Worth County (12-0)	Chuck Borey	58-16	DeKalb	Spratt Stadium, MWSU, St. Joseph
	1A	North Platte (12-2)	Lance Johnston	30-7	St. Vincent	Edward Jones Dome, St. Louis
	2A	St. Pius X (Kansas City) (12-2)	Rick Byers	14-0	Monroe City	Edward Jones Dome, St. Louis
	3A	Boonville (13-1)	Mark Thomas	33-22	California	Edward Jones Dome, St. Louis
	4A	Helias (12-2)	Ray Hentges	37-12	Ozark	Edward Jones Dome, St. Louis
5A	Riverview Gardens (13-1)	Darren Sunkett	41-34	Jefferson City	Edward Jones Dome, St. Louis	
1999	8-man	Mound City (11-1)	Terry Petersen	62-60	North Andrew	Spratt Stadium, MWSU, St. Joseph
	1A	Rich Hill (14-0)	Jerry Cornelius	15-7	Santa Fe	Edward Jones Dome, St. Louis
	2A	Lutheran North (12-2)	Jim Manion	28-21	St. Pius X (Kansas City)	Edward Jones Dome, St. Louis
	3A	Aurora (14-0)	Pat Woods	7-0	California	Edward Jones Dome, St. Louis
	4A	Camdenton (14-0)	Bob Shore	15-14	Helias	Edward Jones Dome, St. Louis
5A	Mehlville (13-1)	Gary Heyde	15-7	Rockhurst	Edward Jones Dome, St. Louis	
2000	8-man	Worth County (12-0)	Chuck Borey	44-14	Mound City	Spratt Stadium, MWSU, St. Joseph
	1A	Santa Fe (14-0)	Bill Fox	12-0	St. Vincent	Edward Jones Dome, St. Louis
	2A	St. Pius X (Kansas City) (12-1)	Rick Byers	34-21	Palmyra	Edward Jones Dome, St. Louis
	3A	Platte County (14-0)	Chip Sherman	32-9	Salem	Edward Jones Dome, St. Louis
	4A	Webb City (14-0)	John Roderique	41-0	McCluer North	Edward Jones Dome, St. Louis
5A	Rockhurst (14-0)	Tony Severino	23-7	Pattonville	Edward Jones Dome, St. Louis	
2001	8-man	Worth County (12-0)	Chuck Borey	48-40	Miami	Spratt Stadium, MWSU, St. Joseph
	1A	West Platte (12-2)	Danny Brown	20-13	Lockwood	Edward Jones Dome, St. Louis
	2A	John Burroughs (13-0)	Jim Lemen	36-32	Warsaw	Edward Jones Dome, St. Louis
	3A	Platte County (14-0)	Chip Sherman	21-14	Central (New Madrid County)	Edward Jones Dome, St. Louis
	4A	Webb City (14-0)	John Roderique	45-0	Washington	Edward Jones Dome, St. Louis
5A	Blue Springs (14-0)	Kelly Donohoe	28-12	Hazelwood East	Edward Jones Dome, St. Louis	
2002	8-man	DeKalb (11-1)	Vernon Pike	30-26	King City	Spratt Stadium, MWSU, St. Joseph
	1	Adrian (13-1)	George Bruto	35-22	Hayti	Edward Jones Dome, St. Louis
	2	St. Pius X (Kansas City) (11-3)	Rick Byers	28-6	Centralia	Edward Jones Dome, St. Louis
	3	Platte County (14-0)	Chip Sherman	34-13	Salem	Edward Jones Dome, St. Louis
	4	Kearney (13-1)	Mark Thomas	36-22	Eureka	Edward Jones Dome, St. Louis
	5	Webster Groves (10-3)	Cliff Ice	23-22	Raymore-Peculiar	Edward Jones Dome, St. Louis
6	Rockhurst (13-0)	Tony Severino	41-7	Lindbergh	Edward Jones Dome, St. Louis	
2003	8-man	Mound City (11-0)	Terry Petersen	64-16	North Andrew	Spratt Stadium, MWSU, St. Joseph
	1	Marionville (14-0)	Will Christian	19-0	Princeton	Edward Jones Dome, St. Louis
	2	Centralia (14-0)	Erle Bennett	42-9	Lawson	Edward Jones Dome, St. Louis
	3	Harrisonville (14-0)	Fred Bouchard	35-0	Ste. Genevieve	Edward Jones Dome, St. Louis
	4	Kearney (14-0)	Mark Thomas	43-0	Ladue Horton Watkins	Edward Jones Dome, St. Louis
	5	Park Hill (12-1)	Greg Reynolds	34-20	Webster Groves	Edward Jones Dome, St. Louis
6	Blue Springs (13-0)	Kelly Donohoe	53-0	Hazelwood Central	Edward Jones Dome, St. Louis	
2004	8-man	South Holt (11-1)	Duane Bastob	66-48	St. Joseph Christian	Spratt Stadium, MWSU, St. Joseph
	1	St. Vincent (13-1)	Keith Winkler	21-0	East Buchanan	Edward Jones Dome, St. Louis
	2	Blair Oaks (14-0)	Ted LePage	27-26	Cameron	Edward Jones Dome, St. Louis
	3	MICDS (14-0)	Ron Holtman	45-42**	Harrisonville	Edward Jones Dome, St. Louis
	4	Clayton (13-1)	Mike Musick	27-26*	Webb City	Edward Jones Dome, St. Louis
	5	Raymore-Peculiar (13-0)	Tom Kruse	37-18	McCluer North	Edward Jones Dome, St. Louis
6	Hickman (11-1)	Gregg Nesbitt	34-7	Hazelwood East	Edward Jones Dome, St. Louis	
2005	8-man	Mound City (11-1)	Chris Sharp	42-0	Worth County	Spratt Stadium, MWSU, St. Joseph
	1	West Platte (13-1)	Danny Brown	35-28	Marionville	Edward Jones Dome, St. Louis
	2	Cameron (14-0)	Eric Thomas	64-18	Montgomery County	Edward Jones Dome, St. Louis
	3	Harrisonville (13-1)	Fred Bouchard	42-0	MICDS	Edward Jones Dome, St. Louis
	4	Camdenton (14-0)	Bob Shore	36-19	Aftton	Edward Jones Dome, St. Louis
	5	Raymore-Peculiar (13-0)	Tom Kruse	43-21	McCluer North	Edward Jones Dome, St. Louis
6	DeSmet (11-2)	Patrick Mahoney	48-31	Hazelwood Central	Edward Jones Dome, St. Louis	
2006	8-man	St. Joseph Christian (10-2)	Mark Julh	62-26	Worth County	Spratt Stadium, MWSU, St. Joseph
	1	South Shelby (13-1)	Kent O'Laughlin	34-27*	Marionville	Edward Jones Dome, St. Louis
	2	Blair Oaks (13-1)	Brad Drehle	32-24	Hogan Prep Charter	Edward Jones Dome, St. Louis
	3	Harrisonville (14-0)	Fred Bouchard	56-21	Owensville	Edward Jones Dome, St. Louis
	4	Webb City (14-0)	John Roderique	26-0	Hannibal	Edward Jones Dome, St. Louis
	5	Raymore-Peculiar (10-3)	Tom Kruse	42-32	Kirkwood	Edward Jones Dome, St. Louis
6	Blue Springs South (13-0)	Greg Oder	41-7	Christian Brothers	Edward Jones Dome, St. Louis	
2007	8-Man	Worth County (12-0)	Chuck Borey	70-6	Hardin-Central	Spratt Stadium, MWSU, St. Joseph
	1	Orrick (14-0)	Patrick Richard	20-8	Thayer	Edward Jones Dome, St. Louis
	2	Lawson (14-0)	Todd Dunn	38-17	Blair Oaks	Edward Jones Dome, St. Louis
	3	Harrisonville (14-0)	Fred Bouchard	49-14	MICDS	Edward Jones Dome, St. Louis
	4	Lee's Summit West (14-0)	Royce Boehm	35-0	Parkway Central	Edward Jones Dome, St. Louis
	5	Waynesville (12-1)	Rick Vernon	17-7	Belton	Edward Jones Dome, St. Louis
6	Rockhurst (13-0)	Tony Severino	28-9	Mehlville	Edward Jones Dome, St. Louis	

* - Number of overtime periods

All-Time MSHSAA Football Playoff History by School


School (Yrs.)	No.	W	L	T	Pct.	1st	2nd	3rd
Adrian (1982-83-84-87-92-93-94-95-96-97-98-2000-01-02-05-06-07)	17	22	16	0	.579	1	1	8
Afton (1982-85-86-87-88-90-91-96-2004-05)	10	6	10	0	.375	0	1	0
Albany (1988-89-90-91-92-96)	6	3	6	0	.333	0	0	0
Appleton City (1978-80-81-83-84-90-91)	7	3	7	0	.300	0	1	0
Archie (1979-81-83-89-90-91)	6	6	6	0	.500	0	0	3
Ash Grove (1978-84-91-2002)	4	2	4	0	.333	0	0	1
Aurora (1969-80-81-82-88-90-91-92-99-2002-03)	11	12	9	0	.571	2	0	1
Ava (1980-85-86-93-94-98-99-2006-07)	9	5	9	0	.357	0	0	0
Beaumont (1971)	1	1	1	0	.500	0	1	0
Belton (1990-92-93-98-99-2000-03-05-07)	9	5	9	0	.357	0	1	1
Benton (St. Joseph) (1987-90-91-92-93-96-99-2004-05-06)	10	10	10	0	.500	0	1	2
Berkeley (1980-83-84-85-86-87-88-89)	8	11	7	0	.611	1	1	1
Bishop DuBourg (1987)	1	0	1	0	.000	0	0	0
Bishop LeBlond (1982-83-84-93)	4	3	4	0	.429	0	0	1
Blair Oaks (1982-83-90-93-97-2001-02-03-04-05-06-07)	12	14	10	0	.583	2	1	0
Blue Springs (1980-84-90-91-92-93-94-96-97-2000-01-02-03-04-06-07)	16	18	13	0	.581	3	0	2
Blue Springs South (1993-94-95-98-99-2006)	6	7	5	0	.583	1	1	0
Bolivar (1976-83-84-86-88-92-93-95-2001-04-05)	11	8	11	0	.421	0	1	1
Boonville (1973-74-75-82-98-99)	6	8	4	0	.667	2	0	1
Bowling Green (1981-83-86-91)	4	0	4	0	.000	0	0	0
Branson (1987-89-93-94-95-96-97-98)	8	11	8	0	.579	0	2	2
Braymer (1992-2000-01-06)	4	2	4	0	.333	0	0	0
Brentwood (1968-76-79-82-87-88-89-94-95-97-2007)	11	6	11	0	.353	0	1	2
Brookfield (1973-88-91-92-93-97-98-2000-01-02-03-04-05-06)	14	3	14	0	.176	0	0	2
Buffalo (1994-2000)	2	0	2	0	.000	0	0	0
Butler (1981-83-87-88-89-92-97)	7	3	7	0	.300	0	0	1
Cabool (1968-87-88-89-92-95-2007)	7	5	6	0	.455	1	0	0
California (1977-83-85-86-88-89-95-96-97-98-99-2000-03)	13	13	12	0	.520	1	2	0
Camdenton (1977-78-80-81-82-83-84-85-86-87-88-89-90-92-95-96-98-99-2000-01-04-05)	22	35	17	1	.670	5	2	3
Cameron (1986-87-89-95-2004-05)	6	9	5	0	.643	1	1	0
Cardinal Ritter (1986-90-91-94-95-98-2001-05)	8	2	8	0	.200	0	0	1
Carl Junction (1982-83-88-89-2001)	5	7	5	0	.583	0	0	3
Carrollton (1980-81-87-91-97-98-2007)	7	4	7	0	.364	0	0	2
Carthage (1968-87-2006-07)	4	2	4	0	.333	0	0	1
Caruthersville (1977-78-80-81-86-87-91-94-2003-04-05-06)	12	15	12	0	.556	0	1	5
Cassville (1998-2003-05)	3	1	3	0	.250	0	0	0
Center (Kansas City) (1970-83-84-85-88-89-95-96-2001-04)	10	10	10	0	.500	0	3	0
Central (Cape Girardeau) (1969-72-77-78-79-86-87-89-2000-01-02-03-06)	13	10	13	0	.278	0	0	4
Central (Kansas City) (1969-89-90-98-99-2000-03)	7	3	7	0	.300	0	0	2
Central (New Madrid County) (1989-92-93-95-96-97-98-99-2000-01-03-06-07)	13	8	13	0	.381	0	1	0
Central (Park Hills) (1976)	1	0	1	0	.000	0	0	0
Central (Springfield) (1983-84-86)	3	1	3	0	.250	0	0	0
Central (St. Joseph) (1985-95)	2	1	2	0	.333	0	0	0
Centralia (1974-78-79-83-84-87-2002-03-05-06-07)	11	14	10	0	.583	1	1	4
Chaffee (1978-79-83)	3	4	2	0	.667	1	0	1
Chaminade (1972-96-99-2001)	4	1	4	0	.200	0	1	0
Charleston (1982-89-91-93-94-95-96-2000-01-02-04-07)	12	4	12	0	.250	0	0	1
Chillicothe (1972-76-78-83-85-86-87-88-89-91-93-94-96-97-98-99-2000-01-02-03-06)	22	30	17	0	.638	5	2	4
Christian Brothers (1981-82-87-89-2000-04-06)	7	4	7	0	.364	0	1	0
Clark County (1982-83-84-87-90-91-99-2005-06-07)	10	4	10	0	.286	0	0	0
Clayton (1983-84-85-89-93-94-97-98-2000-01-02-04-05)	13	11	12	0	.478	1	0	2
Cleveland Naval Jr. ROTC (1991-92-93-94-2000-02)	6	0	6	0	.000	0	0	0
Clinton (1988-89-90-91)	4	3	4	0	.429	0	0	1
Concordia (1980-91-93-99)	4	0	4	0	.000	0	0	0
Country Day (St. Louis) # (1972-74-77-78-79-82-83-84-85-86-87)	11	25	6	0	.806	5	2	3
Crest Ridge (1994-95-96-97-98-99-2005)	7	3	7	0	.300	0	0	0
Crystal City (1970-96-2003-05-06-07)	6	2	6	0	.250	0	0	1
Cuba (2000)	1	0	1	0	.000	0	0	0
De LaSalle (Kansas City) (1969)	1	2	0	0	1.000	1	0	1
DeKalb (1989-95-96-97-98-99-2002-03)	8	4	7	0	.364	1	2	5
DeSmet (1975-77-81-82-86-2000-04-05-07)	9	7	8	0	.467	1	1	1
Dexter (1970-80-85-86-87-89-90-92-2002-05)	10	4	10	0	.286	0	1	1
Diamond (2001)	1	1	1	0	.667	0	0	0
Drexel (1973-74-75-76-2004)	5	3	5	0	.375	0	1	2
Duchesne (1975-82-83-92-94-98-99-2001-03-05)	10	13	10	0	.565	0	1	3
East Buchanan (1975-78-85-88-92-93-99-2000-02-04)	10	8	10	0	.444	0	1	1
East Newton (1992-93-94-95-97-98-99-2000-01-02-06-07)	12	6	12	0	.333	0	0	2
East Prairie (1975-93-94)	3	2	3	0	.400	0	0	1
El Dorado Springs (1992-99-2000-07)	4	2	4	0	.333	0	0	1
Eldon (1986-87-88-93)	4	1	4	0	.200	0	0	0
Eureka (1990-93-96-97-98-2000-02-05)	8	6	8	0	.429	0	1	0
Excelsior Springs (1994-96-2000)	3	9	1	0	.900	2	0	0
Fair Grove (1991-98)	2	1	2	0	.333	0	0	0
Fairfax (1972-94-96)	3	4	2	0	.667	1	2	0
Farmington (1969-71-75-83-84-90-2005-06)	8	6	8	0	.429	0	0	4
Fayette (1981-91-92-94-2007)	5	2	5	0	.286	0	0	0
Festus (1981-82-84-85-88-89-92-93-94-2000-07)	11	9	11	0	.450	0	0	4
Fort Osage (1995-2000-07)	3	1	3	0	.250	0	0	1
Fort Zumwalt North (1977-90-2007)	3	1	3	0	.250	0	0	1

School (Yrs.)	No.	W	L	T	Pct.	1st	2nd	3rd
Fort Zumwalt South (1989-98-99)	3	1	3	0	.250	0	0	0
Fort Zumwalt West (2001-02-03-07)	4	0	4	0	.000	0	0	0
Francis Howell (1995-96-97-98-99)	5	3	5	0	.375	0	0	0
Francis Howell Central (2000-06)	2	0	2	0	.000	0	0	0
Francis Howell North (1991-94)	2	0	2	0	.000	0	0	0
Fredericktown (1979-83-2007)	3	1	3	0	.250	0	0	0
Fulton (1971-76-89-90-93-98-99-2000-01-03)	10	4	10	0	.286	0	1	1
Gallatin (1980-81-82-83-88-95-97-98-2004-05-06)	11	9	11	0	.450	0	2	1
Gateway (1995)	1	1	1	0	.500	0	0	0
Glendale (1981-88-89-96-97-98-2003-06-07)	9	1	9	0	.100	0	0	0
Grain Valley (1979-84-86-95-96-97-2000-01-06-07)	10	8	10	0	.444	0	0	3
Grandview (1982-83-84-85-86-2003-05)	7	7	7	0	.500	0	0	1
Grandview (Hillsboro) (1992)	1	0	1	0	.000	0	0	0
Greenfield (1975-76-77-80-88-89-2000-03-04-05)	10	8	9	0	.471	1	1	0
Greenwood (1970-71-80-81-82-84-85-86)	8	10	7	0	.588	1	3	3
Hannibal (1987-88-89-90-91-95-2000-01-02-06)	10	8	10	0	.444	0	1	1
Hardin-Central (1978-79-80-81-85-87-89-90-91-92-93-94-95-99-2007)	15	19	13	0	.594	2	3	2
Harrisonville (1970-80-81-83-84-85-87-98-2002-03-04-05-06-07)	14	28	10	0	.737	4	3	2
Hayti (1984-2001-02-07)	8	4	8	0	.667	0	2	0
Hazelwood Central (1972-77-78-80-81-83-84-85-86-87-92-94-95-96-2003-05-06)	17	35	14	1	.710	3	9	0
Hazelwood East (1980-82-84-85-86-89-90-92-94-95-99-2000-01-03-04)	15	18	13	0	.581	2	2	2
Hazelwood West (1993)	1	1	1	0	.500	0	0	0
Helias (1972-73-76-79-83-84-86-90-91-94-96-97-98-99-2002-03-07)	17	19	15	0	.559	2	2	2
Herculaneum (1987-90-91-95-2001-03-04-05)	8	6	8	0	.429	0	2	0
Hermann (1995-96-98-2006-07)	5	3	5	0	.375	0	0	1
Hickman (1971-74-75-76-78-80-81-83-85-90-91-96-97-98-2000-03-04)	17	13	15	0	.464	2	0	4
Hickman Mills (1977-78-87-89-92-95-98-2002-06-07)	10	5	10	0	.333	0	0	2
Highland (1985-88-89-92)	4	0	4	0	.000	0	0	0
Hillcrest (2001-03)	2	0	2	0	.000	0	0	0
Hillsboro (1981-82-83-86-87-91-93-95-99-2000)	10	3	10	0	.300	0	0	1
Hogan Prep (2001-06-07)	3	4	3	0	.571	0	1	0
Holden (1980-2004-05)	3	0	3	0	.000	0	0	0
Holt (Wentzville) (2003-04)	2	3	2	0	.600	0	0	1
Houston (1974-78-79-84-92-2004-05)	7	5	7	0	.417	0	0	4
Iberia (1988-89)	2	0	2	0	.000	0	0	0
Jackson (1972-77-81-83-91-94-95-96-97-99-2001-07)	12	14	12	0	.538	0	2	5
Jasper (1973-79-88-93)	4	3	3	0	.500	1	0	1
Jefferson City (1968-76-77-78-79-82-83-84-86-87-88-89-90-91-92-93-94-95-96-97-98-99-2001-06)	24	60	14	0	.811	10	2	10
Jennings (1984-90-91-92-98-99-2006)	7	2	7	0	.222	0	0	0
John Burroughs (1975-76-80-81-85-86-88-89-90-91-92-94-95-96-2001)	15	41	7	2	.840	8	2	3
Joplin (1985-87-93)	3	1	3	0	.250	0	0	0
Keamey (1986-88-89-92-2002-03-07)	7	10	5	0	.667	2	0	0
Kennett (1984-85-86)	3	1	3	0	.250	0	0	0
Kickapoo (1982-86-88-89-92-94-95-99-2000-01)	10	9	10	0	.474	0	0	2
King City (1974-77-2002)	3	4	3	0	.571	0	3	0
Kirkville (1984-87-2002-04)	4	2	4	0	.333	0	0	0
Kirkwood (1981-82-83-84-86-88-92-93-97-98-2000-02-03-04-05-06-07)	17	13	17	0	.433	0	1	6
Knob Noster (1977-84-85-92-93-94-95-2004)	8	8	7	0	.533	1	1	0
Knox County (1980-95)	2	2	2	0	.500	0	0	1
Ladue Horton Watkins (1974-75-76-77-86-87-89-90-92-93-94-99-2001-03)	13	8	13	0	.381	0	1	3



Valle Catholic High School of Ste. Genevieve won nine state titles during a 15-year period from 1981-1995, including a record five straight from 1988-92. Scenes from the Warriors' 1982 Class 2A victory over Mount Vernon at Arrowhead Stadium in Kansas City are shown here. (photo by Gary Brady).

All-Time MSHSAA Football Playoff History by School



Jefferson City High School has won more MSHSAA football titles than any other school. Nine of the Jays' 10 state titles came under legendary coach Pete Adkins (above). (photo from MSHSAA archives).

School (Yrs.)	No.	W	L	T	Pct.	1st	2nd	3rd
Monett (1971-77-83-90-96-97-98-2004-07)	9	5	7	0	.417	2	0	0
Monroe City (1976-87-88-89-91-92-93-94-95-96-97-98-2001-02-04) ...	15	24	13	0	.649	2	2	3
Montgomery County (1982-84-86-87-88-94-97-99-2002-03-04-05) 12	8	12	0	0	.400	0	1	1
Mound City (1973-79-80-89-98-99-2000-01-02-03-05-06-07)	13	9	10	0	.474	3	1	9
Mount Vernon (1972-78-82-85-87-91-92-97-2004-05-06-07)	12	14	11	0	.560	1	1	2
Mountain Grove (1970-71-75-82-85-88-89-96-2002-03-04-05-06-07) 14	10	14	0	0	.417	0	0	5
Neosho (1977-80-82-84-95-96-97-99)	8	1	8	0	.111	0	0	0
Nevada (1975-93-98)	3	2	3	0	.400	0	1	0
Nixa (1987-90-91-2001-02-03-06)	7	2	7	0	.222	0	0	0
Nodaway-Holt (1980-81-82-83-90-91-95)	7	7	5	0	.583	2	0	4
Norborne (1977-79-83-87-88-96)	6	3	6	0	.333	0	1	1
Normandy (2007)	1	0	1	0	.000	0	0	0
North Andrew (1988-90-93-94-95-96-97-98-99-2000-02-03)	12	9	9	1	.500	3	4	5
North Callaway (1991-93-94-99-2000-01-04)	7	2	7	0	.222	0	0	0
North County (Bonne Terre) (1973-74-81-96-97-98-99-2001-03-04)	10	9	10	0	.474	0	1	3
North Kansas City (1990)	1	0	1	0	.000	0	0	0
North Nodaway (1982-83-89-90-2003)	5	2	4	0	.333	1	0	2
North Platte (1988-90-94-95-98)	5	5	4	0	.556	1	0	0
North Shelby (1973-80-93-94-95)	5	9	4	0	.692	1	0	4
Northeast (Kansas City) (2005)	1	0	1	0	.000	0	0	0
Northwest (Cedar Hill) (1978-97)	2	0	2	0	.000	0	0	0
Northwest (St. Louis) (1985)	1	0	1	0	.000	0	0	0
O'Fallon Tech (1980-82)	2	1	2	0	.333	0	0	0
O'Hara (1980-81-82-83-86-87-90-91-92-93-96-98-2000-01)	14	17	13	0	.567	1	1	2
Oak Grove (1981-82-83-84-86-89-90-91-95-97-99-2000-02-04)	14	14	14	0	.500	0	2	2
Oak Park (1968-70-72-73-90-91-92-93-94-96-97-98-99-2001)	14	9	14	0	.391	0	2	4
Oakville (1992-94-2005)	3	0	3	0	.000	0	0	0
Odessa (1985-87-94-97-2000-01-02-05-07)	9	6	8	0	.429	1	0	0
Orchard Farm (1997)	1	0	1	0	.000	0	0	0
Orrick (1972-74-75-90-91-2003-04-06-07)	9	9	7	0	.563	2	0	2
Osage (1984-85-86-2004-05-06-07)	7	2	7	0	.222	0	0	0
Osceola (1985-86-89-2002-03)	5	2	5	0	.286	0	0	1
Owensville (1982-84-94-97-2003-06)	6	7	6	0	.538	0	1	1
Ozark (1982-86-87-91-93-94-96-97-98-99-2000-04-05-07)	14	7	14	0	.333	0	1	1
Pacific (1981-95)	2	1	2	0	.333	0	0	0
Palmyra (1976-81-82-84-95-96-97-99-2000-03)	10	15	10	0	.600	0	1	5
Paris (1980-82-93-2002-03)	5	3	5	0	.375	0	0	0
Park Hill (1988-89-2000-01-02-03-05-06)	8	12	7	0	.632	1	0	5
Park Hill South (1999-2004)	2	3	2	0	.600	0	0	2
Parkview (1984-94-95)	3	0	3	0	.000	0	0	0
Parkway Central (1976-90-92-93-95-96-97-2002-03-04-07)	11	15	11	0	.577	0	3	3
Parkway North (1987-88-89-98-2006)	11	5	5	0	.286	0	0	0
Parkway South (1981-82-85-86-88-89-91-92-94-95-99-2000)	12	8	12	0	.400	0	0	1
Parkway West (1978-80-81-82-84-85-98-2000-01-06)	10	11	10	0	.524	0	0	4
Parkwood (Joplin) (1975-79-80-82-83-84)	6	16	3	0	.842	3	1	1
Paseo (Kansas City) (1981-83)	2	1	2	0	.333	0	0	0
Pattonville (1988-89-90-91-92-94-95-96-97-98-99-2000-01-02-07) ..	15	13	15	0	.464	0	1	3
Pembroke Country Day (1969)	1	0	1	0	.000	0	0	1
Pembroke Hill (1985-87-90-91-93-94-2003)	7	12	7	0	.632	0	2	4
Penney (1986-87-90-91-93-96)	6	4	6	0	.400	0	0	1
Perryville (1968-88-90-98-2004)	5	2	4	0	.333	1	0	0
Pierce City (1972-96-97-2000-01-04)	3	3	6	0	.333	0	0	1
Platte County (1984-86-90-94-95-97-99-2000-01-02-03-05-06-07) ...	14	20	11	0	.645	3	0	2
Plattsburg (1979-80-84-85-89-90-91-92-93-94-95-96-97-2000-01-02-03) ..	17	18	16	0	.529	1	2	1
Pleasant Hill (1974-75-84-88-2005)	5	3	5	0	.375	0	1	1
Polo (1984-85-86-91-97-98-2002-03)	8	1	8	0	.111	0	0	1
Poplar Bluff (1984-90-93-98-2000)	5	3	5	0	.375	0	0	0
Portageville (1977-78-83-91-95-97-2001-02)	8	5	8	0	.385	0	0	1
Potosi (1978-88-89-92)	4	4	4	0	.500	0	0	1
Princeton (1968-69-76-78-79-96-2002-03-07)	9	13	8	0	.619	1	3	3
Principia (2000-02-03)	3	0	3	0	.000	0	0	0
Priory (1973-91-92)	3	4	2	0	.667	1	0	1
Putnam County (1980-84-86-89-90-94-2005-06)	8	4	8	0	.333	0	1	0
Raymore-Peculiar (1980-82-91-94-97-2001-02-04-05-06)	10	13	7	0	.650	3	1	0
Raytown (1980-82-89)	3	0	3	0	.000	0	0	0
Raytown South (1974-80-81-83-88-97-2004-07)	8	4	8	0	.333	0	0	2
Reeds Spring (1980-97)	2	2	2	0	.500	0	0	1
Republic (1980-81-82-83-84-85-86-88-89-91-92-95-2002-04-05) ..	15	11	15	0	.423	0	0	3
Rich Hill (1988-92-93-95-99)	5	6	4	0	.600	1	0	0
Richmond (1971-96-2003-04)	4	5	3	0	.625	1	0	1
Riverview Gardens (1970-75-81-82-83-87-97-98-2002-03)	10	4	9	0	.308	1	0	1
Rock Bridge (1975-77-79-80-81-82-89-90-91-92-93-2002-05)	13	19	11	0	.633	2	2	3
Rock Port (1970-77-78-80-81-84-85-86-87-88-89-90-97-99- 2000-01-03-04-06)	19	17	17	0	.500	2	3	2
Rockhurst (1969-71-73-75-76-80-81-82-83-84-86-87-88-89-90-91-92-93- 95-96-97-98-99-2000-01-02-03-04-05-07)	30	50	22	0	.694	8	5	5
Rockwood Summit (1995-98-99-2001-04-06-07)	7	3	7	0	.300	0	0	0
Rolla (1981-90-92-94-95-2006)	6	2	6	0	.250	0	0	1
Roosevelt (1997-2005)	2	0	2	0	.000	0	0	0
Ruskin (1987-88-91)	3	1	3	0	.250	0	0	0

School (Yrs.)	No.	W	L	T	Pct.	1st	2nd	3rd
Lafayette (St. Joseph) (1977-78-82-84-85-88-89-91-92-93-94-95-98) ..	13	6	13	0	.316	0	0	2
Lafayette (Wildwood) (1971-79-83-85-87-89-91-94-99-2005-07)	11	7	11	0	.389	0	0	4
Lafayette County (1977-99-2002-05)	4	0	4	0	.000	0	0	0
Lamar (1988-94-95-2003-06)	5	2	5	0	.286	0	0	0
Lathrop (1971-81-83-87-98-2007)	6	4	6	0	.400	0	0	1
Lawson (1970-77-82-83-88-97-99-2003-04-05-06-07)	12	13	11	0	.542	1	1	2
Lebanon (1991-93-2000)	3	1	3	0	.250	0	0	0
Lee's Summit (1982-83-85-86-87)	5	3	5	0	.375	0	1	0
Lee's Summit West (2004-05-06-07)	4	9	3	0	.750	1	0	2
Lexington (1976-80-82-83-84-85-88-89-90-92-93-94-95-2006)	14	22	9	2	.697	5	0	2
Liberal (1987-96-97-98)	4	0	4	0	.000	0	0	0
Liberty (1975-91-92-93-94-96-97-99-2000-05)	10	4	10	0	.286	0	0	1
Liberty (Mountain View) (1993-2006)	2	1	2	0	.333	0	0	0
Lincoln Prep Academy (1983-85-86-93-99)	5	0	5	0	.000	0	0	0
Lindbergh (2001-02-03)	3	3	3	0	.500	0	1	1
Lockwood (1968-74-75-89-90-91-92-94-99-2000-01-02-03-06-07) ..	15	9	14	0	.391	1	1	1
Lone Jack (2006)	1	2	1	0	.667	0	0	1
Louisiana (1972-77-81-83-84-85-86-90-98-99)	10	9	9	0	.500	1	1	2
Lutheran (St. Peters) (1997-99-2004)	3	1	3	0	.250	0	0	0
Lutheran North (1979-80-81-83-84-85-87-88-89-90-93-97-98-99- 2000-02-03-04-05-06-07)	21	33	16	0	.673	5	1	3
Lutheran South (1970-82-84)	3	3	3	0	.500	0	0	2
Macon (1980-81-85-92-95-96)	6	3	6	0	.333	0	0	1
Malden (1969-84-88-92-96-98-99-2000)	8	5	8	0	.385	0	1	0
Maplewood-Richmond Heights (1986-2004-06-07)	4	2	4	0	.333	0	0	1
Marceline (1975-79-80-81-84-85-86-87-88-89-91-95-96-99-2004-07) ..	16	18	15	0	.545	1	2	5
Marionville (1969-76-77-81-82-85-89-95-96-97-2003-04-05-06)	14	19	13	0	.594	1	3	4
Mark Twain (1993)	1	0	1	0	.000	0	0	0
Marshall (1968-75-76-81-82-85-86-88-90-95-97-2002-06)	13	10	12	1	.457	1	2	1
Marshfield (1986-89-2000-01)	4	1	4	0	.200	0	0	0
Maryville (1982-83-87-91-92-96-2004)	7	13	6	0	.684	1	1	2
Maysville (1984-85-89-92-98-2005-07)	7	3	7	0	.300	0	0	0
McAuley Catholic (2005-06-07)	3	0	3	0	.000	0	0	0
McCluer (1968-69-90-91-93)	5	7	3	0	.700	2	1	0
McCluer North (1976-88-93-97-2000-01-02-04-05-06-07)	11	18	11	0	.621	0	5	3
McKinley (St. Louis) (1977)	1	0	1	0	.000	0	0	0
Mehville (1986-87-88-89-90-91-94-95-96-99-2002-03-04-06-07)	15	20	14	0	.588	1	2	6
Memorial (Joplin) (1976)	1	3	0	0	1.000	1	0	0
Mercy (St. Louis) (1969)	1	1	1	0	.500	0	1	0
Mexico (1992-93-95)	3	2	3	0	.400	0	0	1
Miami (1988-91-92-93-2000-01-06)	7	2	7	0	.222	0	2	5
MICDS# (1993-96-97-2000-02-04-05-07)	8	19	6	0	.760	2	3	0
Mid-Buchanan (2003)	1	1	1	0	.500	0	0	0
Midway (1968-69-70-75-76-77-78-79-81-82-86-87-88-92-93-94-95-96-97-98- 2000-03-07)	23	33	17	0	.660	6	1	7
Milan (1975-82-85-87-89-90-92-93-94-99)	10	10	9	0	.526	1	0	2
Miller (1989-90-92-93-94-95-98-99)	8	8	7	0	.533	1	0	0
Miller Career Academy (2006-07)	2	1	2	0	.333	0	0	0
Moberly (2003-05-06-07)	4	3	4	0	.429	0	0	0

All-Time MSHSAA Football Playoff History by School

School (Yrs.)	No.	W	L	T	Pct.	1st	2nd	3rd	School (Yrs.)	No.	W	L	T	Pct.	1st	2nd	3rd
Salem (1982-84-87-88-89-90-93-95-96-98-99-2000-01-02)	14	13	14	0	.481	0	2	3	Tarkio (1968-71-75-76-85-86-91-93-94-95-2002)	11	9	10	0	.474	1	2	1
Salisbury (1978-83-95-96-97-98-99-2001-02-03-04-05-06)	13	10	12	0	.455	1	0	1	Thayer (1980-81-82-90-94-95-2007)	7	5	7	0	.416	0	1	0
Santa Fe (1976-77-78-85-87-90-91-94-96-97-98-99-2000-01-02-03-04)	17	22	16	0	.579	1	2	5	Timberland (Wentzville) (2002-03-05-07)	4	1	4	0	.200	0	0	0
Sarcoxis (1982-83-90-2002)	4	0	4	0	.000	0	0	0	Tipton (1980-81-87-92-2001-02-03-04-06-07)	10	8	10	0	.444	0	0	3
Savannah (1997)	1	2	1	0	.667	0	0	1	Trenton (1990-98-2007)	3	1	3	0	.250	0	0	0
Schuyler County (2000-01-05)	3	0	3	0	.000	0	0	0	Troy Buchanan (1987-88-91)	3	0	3	0	.000	0	0	0
Scotland County (1986-88-91-92-94-96-97-98-2002-03-04)	11	4	11	0	.267	0	0	1	Truman (2004)	1	0	1	0	.000	0	0	0
Scott City (1986-88-89-90-93-98-99)	7	5	7	0	.417	0	0	0	Union (1975-80-82-83-84-85-86-88-89-90-91-92-2003-06-07)	15	10	15	0	.400	0	1	3
Seneca (1968-73-74-75-83-85-86-87-89-90-91-93-94-95-96-99-2000-02-06)	19	27	17	0	.614	2	4	5	Union Star (1989)	1	0	1	0	.000	0	0	1
Sherwood (1982-96-99)	3	0	3	0	.000	0	0	0	University City (1983-90-99)	3	0	3	0	.000	0	0	0
Sikeston (1976-80-82-84-87-88-91-95)	8	1	8	0	.111	0	0	0	University High (Warrensburg) (1971-72)	2	2	1	0	.667	1	0	1
Skyline (2004-05)	2	0	2	0	.000	0	0	0	Valle Catholic (1980-81-82-83-87-88-89-90-91-92-93-95-2005-06)	14	38	5	1	.875	9	1	0
Smith-Cotton (2003)	1	0	1	0	.000	0	0	0	Van Horn (1994)	1	0	1	0	.000	0	0	0
Smithville (1969-71-78-84-86-94-95-96-97-2001)	10	4	10	0	.286	0	1	1	Van-Far (1992-96-2000)	3	0	3	0	.000	0	0	0
Soldan (1978-83-84-85-86)	5	1	5	0	.167	0	0	0	Vashon (1983-89-90-2001-03-04-06-07)	8	4	8	0	.333	0	0	1
South Harrison (1985-99-2000-01)	4	6	4	0	.600	0	0	3	Versailles (1971-84-2001-02)	4	0	4	0	.000	0	0	1
South Holt (1987-88-92-93-97-2004)	6	8	2	2	.750	4	1	1	Vianney (1968-80-83-84-85-86-94-95-97-2002)	10	3	10	0	.231	0	0	1
South Nodaway (1991-92)	2	2	1	1	.625	1	1	0	Warrensburg (1970-79-88-89-94-96-2000-01)	8	2	8	0	.200	0	0	2
South Shelby (1968-69-70-71-75-82-88-89-90-2000-01-04-05-06-07)	15	15	13	0	.536	2	2	4	Warren County (1993-95-98)	3	3	3	0	.500	0	0	1
Southeast (Kansas City) (1984-85-86-98)	4	0	4	0	.000	0	0	0	Warsaw (1988-89-90-91-92-93-94-95-96-97-98-99-2001-02-03-06-07)	17	26	15	0	.634	2	2	4
Southwest (Kansas City) (1972-82-84-86-88)	5	3	4	1	.438	1	0	0	Washington (1973-74-78-79-93-94-96-97-2000-01)	10	11	9	0	.550	1	3	1
Southwest (Ludlow) (1990-94)	2	1	2	0	.333	0	1	1	Waynesville (1981-87-92-97-2004-05-07)	7	5	6	0	.455	1	0	0
Southwest (St. Louis) (1975)	1	0	1	0	.000	0	0	0	Webb City (1985-86-88-89-90-91-92-93-96-97-2000-01-02-03-04-05-06-07)	18	46	11	0	.807	7	2	5
Springfield Catholic (1979-82-86-87-88-89-91-92-93-94-96-97-98-2001-02-03-04)	17	14	16	0	.467	1	1	2	Webster Groves (1979-83-85-88-89-91-96-2001-02-03-05)	11	18	8	0	.692	3	1	2
St. Charles (1977-80-82-83-2000-03)	6	6	5	0	.545	1	0	1	Wellington-Napoleon (1975-76-84-89-92-93-95-98-2005)	9	3	9	0	.250	0	1	0
St. Charles West (1984-85-88-92-93-94-96-98-2002-04-06)	11	3	11	0	.214	0	0	0	West Nodaway (1979-88-91-93-94)	5	0	5	0	.000	0	0	4
St. Clair (1987-2002-04-05)	4	4	4	0	.571	0	0	2	West Plains (1969-83-85-2004-05-07)	6	1	6	0	.143	0	0	1
St. Francis Borgia (1976-78-89-91-92-93-94-95-96-97-2000-02-04-05-07)	15	12	14	0	.462	1	0	2	West Platte (1968-73-82-2001-05-06-07)	7	11	5	0	.688	2	1	1
St. James (1990)	1	0	1	0	.000	0	0	0	Westminster Christian Academy (2006)	1	0	1	0	.000	0	0	0
St. Joseph Christian (2001-04-05-06-07)	5	3	4	0	.429	1	1	3	Westport (1996-97-2001-02-04)	5	1	5	0	.167	0	0	0
St. Louis University High (1970-73-80-83-84-85-88-91-92-93-94-96-97-98-99-2001-06-07)	18	14	17	0	.452	1	1	4	Westran (1982-83-85-86-90-2000)	6	1	6	0	.143	0	0	0
St. Mary's (Independence) (1972-76-2000-01-02)	5	2	4	0	.333	1	0	0	Willard (1985-99)	2	1	2	0	.333	0	0	0
St. Mary's (St. Louis) (1989-2003-05)	3	0	3	0	.000	0	0	0	William Chrisman (2002-06)	2	2	2	0	.000	0	0	0
St. Paul Lutheran (1979-86-88-92-97-2005)	6	1	6	0	.143	0	0	0	Willow Springs (1983-84-90-91-99-2000-01-02-03)	9	7	9	0	.438	0	0	1
St. Pius X (Festus) (1994-95-98-99-2001)	5	0	5	0	.000	0	0	0	Windsor (1977-86-87-88-89)	5	0	5	0	.000	0	0	0
St. Pius X (Kansas City) (1977-79-80-81-82-83-85-89-90-91-92-96-98-99-2000-01-02-05-06-07)	20	24	16	1	.598	4	2	1	Windsor (Imperial) (1996-97-2002)	3	0	3	0	.000	0	0	0
St. Vincent (1984-85-94-96-97-98-99-2000-03-04-06)	11	13	10	0	.565	1	2	1	Winnetonka (1981-2001-03)	3	0	3	0	.000	0	0	0
Ste. Genevieve (1985-87-88-90-92-93-97-98-99-2001-02-03-04-05-06)	15	20	14	0	.588	1	1	5	Worth County (1981-84-95-96-97-98-99-2000-01-05-06-07)	12	12	7	0	.632	5	2	3
Stanberry (1992-2004)	2	0	2	0	.000	0	0	2	Wright City (2005)	1	0	1	0	.000	0	0	0
Stewartsville (2004-05)	2	0	2	0	.000	0	0	2									
Stockton (1975-76-78-79-80-81-83-84-85-86-88-93-94-96-98-2000)	16	9	16	0	.360	0	0	3									
Stratford (2005)	1	0	1	0	.000	0	0	0									
Sullivan (1976-80-82-86-98-99)	6	4	6	0	.400	0	1	0									
Sumner (1973-74-76-79-80-81-82-84-85-86-87-88-89-90-91-95-96-98-99-2004)	20	34	16	0	.680	4	5	2									
Sweet Springs (1985-90-96-2000)	4	3	4	0	.429	0	1	0									

KEY-
 No. - Total number of playoff appearances (since 1968).
 W-L-T - Wins and Losses and Ties (championship game only) in MSHSAA playoffs.
 Pct. - Win-Loss Percentage in MSHSAA playoffs.
 1st, 2nd, 3rd - Indicates number of first, second and third (semifinals) finishes in state tournament.
Bold Italics indicates year team finished in top four (finalist or semifinalist).
 There have been seven Show-Me Bowl ties, including 8-man competition.
 (#) Country Day and Mary Institute consolidated in 1991-92 to form MICDS; Sunset Hill and Pembroke Country Day merged in 1985-86 to form Pembroke Hill. Totals above are listed separately, similar to public schools that consolidate with a subsequent name change.

NFHS Statisticians' Manual

A must for anyone who keeps track of individual and team high school statistics for football, basketball, baseball/softball and volleyball

Price: \$6.50
plus shipping and handling

To order, contact:
NATIONAL FEDERATION OF STATE HIGH SCHOOL ASSOCIATIONS
 Customer Service Department
 PO Box 361246
 Indianapolis, IN 46236
1-800-776-3462

FARMERS®

"The Mark of a Pro"

Official Ball
MSHSAA
Show-Me Bowl

Touchstone Energy®
Cooperatives
of Missouri

MSHSAA 8-Man Football Championship Game Records

Individual Records

Most Rushing Yards

291, Tim Sybert, North Andrew vs. Fairfax, 1996
 276, Justin McElroy, St. J. Christian vs. Worth Co., 2006
 266, Tim Sybert, North Andrew vs. South Holt, 1997
 211, Derek Sybert, North Andrew vs. Mound City, 1999
 201, Kyler Hiatt, Worth Co. vs. St. Joseph Christian, 2006

Most Rushing Attempts

41, Tim Sybert, North Andrew vs. Fairfax, 1996

Longest Run From Scrimmage

68, Tim Sybert, North Andrew vs. Worth County, 1995

Longest Run For A Touchdown

68, Tim Sybert, North Andrew vs. Worth County, 1995

Most Rushing Touchdowns

6, Justin McElroy, St. Joe. Christian vs. Worth Co., 2006
 5, Tim Sybert, North Andrew vs. South Holt, 1997
 5, Derek Sybert, North Andrew vs. Mound City, 1999

Most Yards Passing

314, Josh Horman, St. Joseph Christian vs. S. Holt, 2004
 288, Travis Miline, S. Holt vs. St. Joseph Christian, 2004
 273, Justin McElroy, St. Joe. Christian vs. Worth Co, 2006
 269, Mitchell Scarbrough, Mound City vs. N. Andrew, 2003
 213, P.J. Sanders, Worth Co. vs. North Andrew, 1995

Most Passing Attempts

39, Josh Horman, St. Joseph Christian vs. S. Holt, 2004

Most Passes Completed

27, Josh Horman, St. Joseph Christian vs. S. Holt, 2004

Most Touchdown Passes

7, Mitchell Scarbrough, Mound City vs. N. Andrew, 2003
 6, Travis Miline, S. Holt vs. St. Joseph Christian, 2004
 5, P.J. Sanders, Worth County vs. North Andrew, 1995

Longest Pass Completion

72, Ben Cameron to Cody King, Miami vs. Worth Co., 2006
 65, Travis Null to Zach Allee, Worth Co. vs. SJC, 2006

Most Interceptions Thrown

2, 9 times (last by Ethan Burk, Hardin-Central vs. Worth County, 2007)

Most Receptions

9, Zach Sharp, Mound City vs. North Andrew, 2003
 8, Matt Gilliland, Southwest vs. Nodaway-Holt, 1990
 8, Stephen Corkins, St. Joseph Christian vs. S. Holt, 2004

Most Receiving Yards

237, Zach Sharp, Mound City vs. North Andrew, 2003 (9)
 203, Cody King, Miami vs. Worth County, 2001 (6)
 172, Adam Nelson, St. Joe Christ. vs. Worth Co., 2006 (7)
 142, Luke Buntz, S. Holt vs. St. Joseph Christian, 2004 (6)
 106, Dustin Lambert, Worth County vs. N. Andrew, 1995
 100, Josh Lane, DeKalb vs. King City, 2002 (2)

Most Touchdown Receptions

6, Zach Sharp, Mound City vs. North Andrew, 2003

Most Points Scored

40, Jonathan Schoonover, Worth Co. vs. N. Andrew, 1999 (6 TD's, 2 PAT's)
 38, Justin McElroy, SJC vs. Worth Co., 2006 (6 TD's, 1 PAT)
 36, Zach Sharp, Mound City vs. N. Andrew, 2003 (6 TD's)

Most Touchdowns Scored

6, Derek Sybert, North Andrew vs. Mound City, 1999
 6, Jonathan Schoonover, Worth Co. vs. N. Andrew, 1999
 6, Zach Sharp, Mound City vs. North Andrew, 2003
 6, Justin McElroy, St. Joe Christian vs. Worth Co., 2006

Most Field Goals

0, none

Most PAT's By A Kicker

4, Chris Russell, Mound City vs. North Andrew, 2003
 4, Brett Scheib, South Holt vs. St. Joseph Christian, 2004

Most Points By A Kicker

4, Chris Russell, Mound City vs. North Andrew, 2003
 4, Brett Scheib, South Holt vs. St. Joseph Christian, 2004

Most Punts

7, Robby Dudeck, South Holt vs. North Andrew, 1997
 7, Brandon Walker, Worth County vs. Mound City, 2005

Best Punting Average (minimum 5 punts)

36.3, Brandon Walker, Worth Co. vs. Mound City, 2005

Longest Punt

58, Andrew Davidson, Worth Co. vs. SJC, 2006

Most Kickoff Returns

7, Tony Sly, Fairfax vs. North Andrew, 1997 (146 yds.)
 7, Brian Tubbs, Mound City vs. Worth Co., 2000 (97 yds.)

Longest Kickoff Return For A Touchdown

74, Derek Sybert, North Andrew vs. Mound City, 1999

Longest Fumble Return For A Touchdown

64, Kyle Davis, Mound City vs. Worth County, 2005

Most Punt Returns

3, Derek Sybert, N. Andrew vs. Mound City, 1999 (55 yds.)
 3, Ryan Sharp, Mound City vs. Worth Co., 2005 (54 yds.)

Longest Punt Return

35, Derek Sybert, North Andrew vs. Mound City, 1999

Most Interceptions

2, Bart Hardy, Worth County vs. North Andrew, 1995
 2, Jed Morin, Worth County vs. North Andrew, 2000
 2, Brock Hiatt, Worth County vs. Miami, 2001
 2, Cody Bruce, DeKalb vs. King City, 2002
 2, Kyle Davis, Mound City vs. Worth County, 2005

Longest Interception For A Touchdown

27, Kyle Davis, Mound City vs. Worth County, 2005

Most Total Tackles

22, Bryan Derr, South Holt vs. North Andrew, 1997

Most Sacks

2.5, Brett Spader, North Andrew vs. South Holt, 1997

Most Fumble Recoveries

2, Tony Sly, Fairfax vs. North Andrew, 1996

Team Records

Most First Downs

22, South Holt vs. St. Joseph Christian, 2004
 22, St. Joseph Christian vs. Worth County, 2006

Most First Downs Rushing

19, Mound City vs. North Andrew, 1999

Most First Downs Passing

10, St. Joseph Christian vs. Worth County, 2006

Most Yards Rushing

418, North Andrew vs. Fairfax, 1996
 400, Mound City vs. North Andrew, 1999

Most Rushing Attempts

66, North Andrew vs. Fairfax, 1996

Yards Per Rushing Attempt

9.2, St. Joseph Christian vs. Worth County, 2006

Most Yards Passing

314, St. Joseph Christian vs. South Holt, 2004
 288, Mound City vs. North Andrew, 2003
 277, South Holt vs. St. Joseph Christian, 2004
 261, Miami vs. Worth County, 2001
 213, Worth County vs. North Andrew, 1995

Most Passing Attempts

40, St. Joseph Christian vs. South Holt, 2004

Most Passes Completed

27, St. Joseph Christian vs. South Holt, 2004

Most Yards Total Offense

564, South Holt vs. St. Joseph Christian, 2004
 495, Mound City vs. North Andrew, 1999
 460, Mound City vs. North Andrew, 2003
 433, Miami vs. Worth County, 2001
 418, North Andrew vs. Fairfax, 1996

Most Offensive Plays

72, King City vs. DeKalb, 2002

Yards Gained Per Play

10.6, St. Joseph Christian vs. Worth County, 2006

Longest Time of Possession

31:46, South Holt vs. St. Joseph Christian, 2004

Shortest Time of Possession

16:14, St. Joseph Christian vs. South Holt, 2004

Longest Scoring (TD) Drive

74, South Holt vs. St. Joseph Christian, 2004 (9 plays)

Most Points Scored, One Team

70, Worth County vs. Hardin-Central, 2007
 66, South Holt vs. St. Joseph Christian, 2004
 64, Mound City vs. North Andrew (16), 2003
 62, Mound City vs. North Andrew (60), 1999
 62, St. Joseph Christian vs. Worth County (26), 2006

Most Points Scored, Both Teams

122, Mound City (62) vs. North Andrew (60), 1999

Most Turnovers

4, Done 5 times, last by Worth Co. vs. Mound City, 2005

Most Total Fumbles

6, North Andrew vs. Fairfax, 1996

Most Penalty Yards

94, King City vs. DeKalb, 2002 (11 penalties)

Fewest Rushing Yards Allowed

-8, North Andrew vs. South Holt, 1997

Fewest Passing Yards Allowed

0, 2 times (last by Fairfax vs. North Andrew, 1996)

Fewest Yards Total Offense Allowed

22, South Holt vs. Miami, 1988

Fewest First Downs Allowed

3, South Holt vs. Miami, 1988

MSHSAA 8-Man Championship History

Past Championship Scores

1988 South Holt 46, Miami 0
 1989 North Nodaway 46, DeKalb 0
 1990 *Nodaway-Holt 49, Southwest (Ludlow) 12
 1991 *Nodaway-Holt 27, South Nodaway 14
 1992 *South Holt 20, South Nodaway 20 (tie)
 1993 *South Holt 30, North Andrew 30 (tie)
 1994 Fairfax 40, North Andrew 14
 1995 Worth County 48, North Andrew 26
 1996 *North Andrew 44, Fairfax 18
 1997 *North Andrew 46, South Holt 0
 1998 Worth County 58, DeKalb 16
 1999 Mound City 62, North Andrew 60
 2000 *Worth County 44, Mound City 14
 2001 *Worth County 48, Miami 40
 2002 DeKalb 30, King City 26
 2003 Mound City 64, North Andrew 16
 2004 South Holt 66, St. Joseph Christian 48
 2005 Mound City 42, Worth County 0
 2006 St. Joseph Christian 62, Worth County 26
 2007 Worth County 70, Hardin-Central 6

* - Consecutive titles

8-Man Playoff History By School

School (Yrs.)	W	L	T	Pct.	1st	2nd
DeKalb (1989-95-96-97-98-99-2002-03)	4	7	0	.364	1	2
Fairfax (1994-96)	3	1	0	.750	1	1
Hardin-Central (1978-79-80-81-85-87-89-90-91-92-93-94-95-99-2007)	19	13	0	.594	2	3
King City (2002)	1	1	0	.500	0	1
Miami (1988-91-92-93-2000-01-06)	2	7	0	.222	0	2
Mound City (1989-98-99-2000-01-02-03-05-06-07)	7	7	0	.500	3	1
Nodaway-Holt (1990-91-95)	4	1	0	.800	2	0
North Andrew (1988-90-93-94-95-96-97-98-99-2000-02-03)	9	9	1	.500	3	4
North Nodaway (1989-90-2003)	2	2	0	.500	1	0
St. Joseph Christian (2001-04-05-06-07)	3	4	0	.429	1	1
South Holt (1988-92-93-97-2004)	7	1	2	.800	4	1
South Nodaway (1991-92)	2	1	1	.625	1	1
Southwest (Ludlow) (1990-94)	1	2	0	.333	0	1
Stanberry (1992-2004)	0	2	0	.000	0	0
Stewartsville (2004-05)	0	2	0	.000	0	0
Union Star (1989)	0	1	0	.000	0	0
West Nodaway (1988-91-93-94)	0	4	0	.000	0	0
Worth County (1995-96-97-98-99-2000-01-05-06-07)	12	5	0	.706	5	2

■ Show-Me Bowl Team Records

SCORING

Points Scored

64	Cameron vs. Montgomery County (18), Class 2, Nov. 25, 2005
63	Valle Catholic vs. Wellington-Napoleon (13), Class 1A, Nov. 24, 1995
60	Priory vs. West Platte (26), Class 2A, Dec. 1, 1973
56	Harrisonville vs. Owensville (21), Class 3, Nov. 25, 2006
54	Hickman vs. Sumner (6), Class 4A, Nov. 30, 1974
53	Jefferson City vs. McCluer North (0), Class 5A, Nov. 26, 1988
53	Blue Springs vs. Hazelwood Central (0), Class 6, Nov. 28, 2003
52	Sumner vs. Benton (8), Class 4A, Nov. 29, 1991
49	Valle Catholic vs. Marceline (7), Class 1A, Nov. 24, 1989
49	Valle Catholic vs. Rock Port (21), Class 1A, Nov. 23, 1990
49	Harrisonville vs. MICDS (14), Class 3, Nov. 24, 2007

Points Scored, Both Teams

87	MICDS (45) vs. Harrisonville (42), Class 3, Nov. 27, 2004 (2ot)
86	Priory (60) vs. West Platte (26), Class 2A, Dec. 1, 1973
82	Cameron (64) vs. Montgomery County (18), Class 2, Nov. 25, 2005
79	DeSmet (48) vs. Hazelwood Central (31), Class 6, Nov. 25, 2005
77	Harrisonville (56) vs. Owensville (21), Class 3, Nov. 25, 2006

Points Scored, Half

49	Harrisonville vs. Owensville, Class 3, Nov. 25, 2006 (1st half)
----	---

Points Scored, Quarter

32	Sumner vs. Benton, Class 4A, Nov. 29, 1991 (2nd quarter)
----	--

Largest Deficit Overcome for Victory

25	MICDS trailed Harrisonville 35-10 with 0:18 remaining in the 2nd quarter (won 45-42 ot), Class 3, Nov. 27, 2004
21	St. Francis Borgia trailed Chillicothe 21-0 with 1:06 remaining in the 2nd quarter (won 24-21), Class 3A, Nov. 25, 1993
14	Valle Catholic trailed Tarkio 21-7 with 9:59 remaining in the 3rd quarter (won 28-24), Class 1A, Nov. 29, 1991
14	Salisbury trailed Marionville 20-6 with 4:46 remaining in the 3rd quarter (won 22-20), Class 1A, Nov. 28, 1997

Touchdowns

9	Priory vs. West Platte, Class 2A, Dec. 1, 1973
9	Valle Catholic vs. Wellington-Napoleon, Class 1A, Nov. 24, 1995
9	Cameron vs. Montgomery County, Class 2, Nov. 25, 2005
8	Hickman vs. Sumner, Class 4A, Nov. 30, 1974
8	Harrisonville vs. Owensville, Class 3, Nov. 25, 2006

Longest Touchdown Drive

99	Excelsior Springs vs. Camdenton, Class 4A, Nov. 29, 1996 (14 plays)
99	Raymore-Peculiar vs. Webster Groves, Class 5, Nov. 30, 2002 (13 plays)
98	Centralia vs. St. Pius X (Kansas City), Class 2, Nov. 29, 2002 (9 plays)
97	Platte County vs. Salem, Class 3, Nov. 30, 2002 (2 plays)
96	Lindbergh vs. Rockhurst, Class 6, Nov. 29, 2002 (8 plays)

Field Goals

3	MICDS vs. Harrisonville, Class 3, Nov. 27, 2004 (3-3) (2ot)
2	done 6 times, last by Webb City vs. North County, Class 4A, Nov. 28, 1997 (2-2)

Field Goal Attempts

3	Lexington vs. John Burroughs, Class 2A, Nov. 26, 1988 (1-3)
3	Blue Springs vs. Parkway Central, Class 5A, Nov. 28, 1992 (1-3)
3	Mehlville vs. Rockhurst, Class 5A, Nov. 26, 1999 (1-3)
3	MICDS vs. Harrisonville, Class 3, Nov. 27, 2004 (3-3) (2ot)

PAT's Kicked

8	Cameron vs. Montgomery County, Class 2, Nov. 25, 2005 (8-8)
8	Harrisonville vs. Owensville, Class 3, Nov. 25, 2006 (8-8)
7	Valle Catholic vs. Marceline, Class 1A, Nov. 23, 1990 (7-7)
7	Valle Catholic vs. Wellington-Napoleon, Class 1A, Nov. 24, 1995 (7-8)
7	Harrisonville vs. MICDS, Class 3, Nov. 24, 2007 (7-7)
6	Done 10 times, last by Raymore-Peculiar, Class 5, Nov. 25, 2006 (6-6)

Two-Point Conversions

5	Sumner vs. Benton, Class 4A, Nov. 29, 1991 (5-7)
4	South Shelby vs. Harrisonville, Class 2A, Nov. 29, 1970 (4-5)
4	Sumner vs. Rockhurst, Class 5A, Nov. 27, 1982 (4-4)
4	Valle Catholic vs. Hardin-Central, Class 1A, Nov. 27, 1992 (4-5)
3	Cass-Midway vs. Smithville, Class 1A, Nov. 29, 1969 (3-3)
3	Sumner vs. Webb City, Class 4A, Nov. 23, 1990 (3-5)

Safeties Scored

1	16 times (last by Mehlville vs. Rockhurst, Class 6, Nov. 23, 2007)
---	--

Teams Scoring by Every Means

Webb City vs. North County (Bonne Terre), Class 4A, Nov. 28, 1997

TOTAL OFFENSE

Offensive Plays

77	DeSmet vs. Hazelwood Central, Class 6, Nov. 25, 2005
75	Maryville vs. Duchesne, Class 3A, Nov. 27, 1982
74	Oak Park vs. McCluer, Class 4A, Nov. 30, 1968
73	Greenwood vs. Gallatin, Class 1A, Nov. 28, 1981
73	Marionville vs. West Platte, Class 1, Nov. 26, 2005

Yards Total Offense

635	DeSmet vs. Hazelwood Central, Class 6, Nov. 25, 2005
585	Priory vs. West Platte, Class 2A, Dec. 1, 1973
534	Riverview Gardens vs. Jefferson City, Class 5A, Nov. 27, 1998
519	Platte County vs. Salem, Class 3, Nov. 30, 2002
509	Cameron vs. Montgomery County, Class 2, Nov. 25, 2005
504	Webb City vs. North County (Bonne Terre), Class 4A, Nov. 28, 1997
497	Blue Springs vs. Parkway Central, Class 5A, Nov. 28, 1992
491	Hazelwood East vs. Blue Springs South, Class 5A, Nov. 24, 1995
480	Webb City vs. Washington, Class 4A, Nov. 24, 2001
470	Raymore-Peculiar vs. McCluer North, Class 5, Nov. 26, 2005

Yards Total Offense, Both Teams

996	DeSmet (635) vs. Hazelwood Central (361), Class 6, Nov. 25, 2005
975	Riverview Gardens (534) vs. Jefferson City (441), Class 5A, Nov. 27, 1998
953	Blue Springs (497) vs. Parkway Central (456), Class 5A, Nov. 28, 1992
889	Platte County (519) vs. Salem (370), Class 3, Nov. 30, 2002
870	Park Hill (435) vs. Webster Groves (345), Class 5, Nov. 29, 2003

Yards Per Play

10.59	Blue Springs vs. Hazelwood Central, Class 6, Nov. 28, 2003 (37 plays, 392 yards)
9.43	Cameron vs. Montgomery County, Class 2, Nov. 25, 2005 (54-509)
9.09	Hazelwood East vs. Blue Springs South, Class 5A, Nov. 24, 1995 (54-491)
9.05	Riverview Gardens vs. Jefferson City, Class 5A, Nov. 27, 1998 (59-534)
9.00	Kearney vs. Ladue Horton Watkins, Class 4, Nov. 28, 2003 (39-351)

First Downs

30	DeSmet vs. Hazelwood Central, Class 6, Nov. 25, 2005
27	Parkway Central vs. Blue Springs, Class 5A, Nov. 28, 1992
25	Riverview Gardens vs. Jefferson City, Class 5A, Nov. 27, 1998
25	Jefferson City vs. Riverview Gardens, Class 5A, Nov. 27, 1998
24	Blue Springs vs. Parkway Central, Class 5A, Nov. 28, 1992
24	Park Hill vs. Webster Groves, Class 5, Nov. 29, 2003

First Downs Rushing

23	Park Hill vs. Webster Groves, Class 5, Nov. 29, 2003
21	Warsaw vs. John Burroughs, Class 2A, Nov. 24, 2001
20	Sumner vs. Webb City, Class 4A, Nov. 23, 1990

First Downs Passing

18	DeSmet vs. Hazelwood Central, Class 6, Nov. 25, 2005
18	Cameron vs. Blair Oaks, Class 2, Nov. 26, 2004
14	Cameron vs. Montgomery County, Class 2, Nov. 25, 2005

First Downs by Penalty

7	McCluer North vs. Raymore-Peculiar, Class 5, Nov. 27, 2004
5	Parkway Central vs. Blue Springs, Class 5A, Nov. 28, 1992
5	Christian Brothers vs. Blue Springs South, Class 6, Nov. 24, 2006

Third-Down Conversions

12	Lawson vs. Blair Oaks, Class 2, Nov. 23, 2007 (12-18)
10	Lockwood vs. West Platte, Class 1A, Nov. 23, 2001 (10-16)
9	Hardin-Central vs. Greenwood, Class 1A, Nov. 29, 1980 (9-16)
9	Maryville vs. Duchesne, Class 3A, Nov. 27, 1982 (9-19)
9	O'Hara vs. St. Charles, Class 4A, Nov. 27, 1982 (9-19)
9	Warsaw vs. John Burroughs, Class 2A, Nov. 24, 2001 (9-12)

Fourth-Down Conversions

5	Hazelwood Central vs. Lee's Summit, Class 5A, Nov. 30, 1985 (5-6)
4	Harrisonville vs. Owensville, Class 3, Nov. 25, 2006 (4-4)
3	Done 15 times, last by Affton vs. Camdenton, Class 4, Nov. 25, 2005 (3-3)

Time of Possession

34:43	California vs. MICDS (13:17), Class 3A, Nov. 28, 1997
33:40	Santa Fe vs. St. Vincent (14:20), Class 1A, Nov. 24, 2000
33:35	Benton vs. Sumner (14:25), Class 4A, Nov. 29, 1991
32:11	Helias vs. Parkwood (Joplin) (15:49), Class 4A, Nov. 23, 1984
31:53	Ladue Horton Watkins vs. Kearney (16:07), Class 4, Nov. 28, 2003
31:51	Lawson vs. Blair Oaks (16:09), Class 2, Nov. 23, 2007
31:31	Hazelwood Central vs. Lee's Summit (16:29), Class 5A, Nov. 30, 1985
31:12	St. Vincent vs. East Buchanan (16:48), Class 1, Nov. 27, 2004
31:00	Maryville vs. Duchesne (17:00), Class 3A, Nov. 27, 1982
30:28	Salem vs. Platte County (17:32), Class 3A, Nov. 24, 2000
30:20	Monroe City vs. Springfield Catholic (17:40), Class 2A, Nov. 29, 1996

■ Show-Me Bowl Team Records



Park Hill's rushing attack in the 2003 Class 5 Championship game was impressive, to say the least. The Trojans amassed 435 yards on the ground on 56 carries and boasted five rushers with 50 or more yards. It marked the second-best single-game team rushing effort in Show-Me Bowl history and best effort since 1973. (photo by Columbia Photo).

RUSHING

Rushing Attempts

64	Oak Park vs. McCluer, Class 4A, Nov. 30, 1968
64	Warsaw vs. John Burroughs, Class 2A, Nov. 24, 2001
63	California vs. MICDS, Class 3A, Nov. 28, 1997
61	Greenwood vs. Gallatin, Class 1A, Nov. 28, 1981
60	Berkeley vs. Branson, Class 3A, Nov. 28, 1987
60	Salem vs. Platte County, Class 3A, Nov. 24, 2000
59	Branson vs. Lutheran North, Class 3A, Nov. 24, 1989
59	Seneca vs. Herculaneum, Class 3A, Nov. 24, 1995
59	Santa Fe vs. St. Vincent, Class 1A, Nov. 24, 2000
57	Hazelwood Central vs. Lee's Summit, Class 5A, Nov. 30, 1985
57	Monroe City vs. Springfield Catholic, Class 2A, Nov. 29, 1996
57	Marionville vs. West Platte, Class 1, Nov. 26, 2005

Rushing Yards

501	Priory vs. West Platte, Class 2A, Dec. 1, 1973
435	Park Hill vs. Webster Groves, Class 5, Nov. 29, 2003
394	Warsaw vs. John Burroughs, Class 2A, Nov. 24, 2001
390	Platte County vs. Salem, Class 3, Nov. 30, 2002
387	Monett vs. South Shelby, Class 2A, Nov. 27, 1971
384	Harrisonville vs. Ste. Genevieve, Class 3, Nov. 29, 2003
381	Rockhurst vs. Hazelwood Central, Class 4A, Nov. 28, 1981
380	Jefferson City vs. Hazelwood Central, Class 4A, Nov. 25, 1978
375	Webb City vs. Washington, Class 4A, Nov. 24, 2001
375	Jefferson City vs. McCluer North, Class 5A, Nov. 26, 1988
375	Memorial (Joplin) vs. Sullivan, Class 3A, Nov. 27, 1976
374	Hazelwood East vs. Blue Springs South, Class 5A, Nov. 24, 1995
373	Berkeley vs. Branson, Class 3A, Nov. 28, 1987
370	Sumner vs. Webb City, Class 4A, Nov. 23, 1990
366	Webb City vs. North County (Bonne Terre), Class 4A, Nov. 28, 1997
362	Tarkio vs. Greenwood, Class 1A, Nov. 27, 1971
361	MICDS vs. Maryville, Class 3A, Nov. 30, 1996
358	Chillicothe vs. Washington, Class 3A, Nov. 25, 1978
353	Valle Catholic vs. Marcelline, Class 1A, Nov. 24, 1989
351	Seneca vs. Herculaneum, Class 3A, Nov. 24, 1995

Rushing Yards, Both Teams

648	Platte County (390) vs. Salem (258), Class 3, Nov. 30, 2002
613	Riverview Gardens (323) vs. Jefferson City (290), Nov. 27, 1998
609	John Burroughs (394) vs. Warsaw (215), Class 2A, Nov. 24, 2001
581	California (336) vs. Boonville (245), Class 3A, Nov. 27, 1998
575	Priory (501) vs. West Platte (74), Class 2A, Dec. 1, 1973

Rushing Yards Per Carry

8.70	Hazelwood East vs. Blue Springs South, Class 5A, Nov. 24, 1995 (43 att.-374 yds.)
8.67	Blue Springs vs. Hazelwood Central, Class 6, Nov. 28, 2003 (30-260)
8.52	Jefferson City vs. McCluer North, Class 5A, Nov. 26, 1988 (44-375)
8.47	Kearney vs. Ladue Horton Watkins, Class 4, Nov. 28, 2003 (30-254)
8.35	Harrisonville vs. Ste. Genevieve, Class 3, Nov. 29, 2003 (46-384)

Rushing Touchdowns

7	Priory vs. West Platte, Class 2A, Dec. 1, 1973
7	Hickman vs. Sumner, Class 4A, Nov. 30, 1974
6	Valle Catholic vs. Marcelline, Class 1A, Nov. 24, 1989
6	MICDS vs. Maryville, Class 3A, Nov. 30, 1996
6	Berkeley vs. Branson, Class 3A, Nov. 28, 1987
6	Jefferson City vs. McCluer North, Class 5A, Nov. 26, 1988

PASSING

Pass Attempts

42	Montgomery County vs. Cameron, Class 2, Nov. 25, 2005 (25-42)
40	West Platte vs. Priory, Class 2A, Dec. 1, 1973 (21-40)
39	Cameron vs. Blair Oaks, Class 2, Nov. 26, 2004 (28-39)
37	DeSmet vs. Hazelwood Central, Class 6, Nov. 25, 2005 (21-37)
36	Gallatin vs. Cass-Midway, Class 1A, Nov. 27, 1982 (13-36)
36	Blue Springs vs. Parkway Central, Class 5A, Nov. 28, 1992 (19-36)
35	Ozark vs. Helias, Class 4A, Nov. 28, 1998 (11-35)
35	Hazelwood Central vs. DeSmet, Class 6, Nov. 25, 2005 (15-35)
34	Centralia vs. Lawson, Class 2, Nov. 28, 2003 (20-34)
31	done 2 times, last by East Buchanan vs. St. Vincent, Class 1, Nov. 27, 2004 (11-31)

Pass Completions

28	Cameron vs. Blair Oaks, Class 2, Nov. 26, 2004 (28-39)
25	Montgomery County vs. Cameron, Class 2, Nov. 25, 2005 (25-42)
21	West Platte vs. Priory, Class 2A, Dec. 1, 1973 (21-40)
21	DeSmet vs. Hazelwood Central, Class 6, Nov. 25, 2005 (21-37)
20	Centralia vs. Lawson, Class 2, Nov. 28, 2003 (20-34)
20	Cameron vs. Montgomery County, Class 2, Nov. 25, 2005 (20-24)
19	Blue Springs vs. Parkway Central, Class 5A, Nov. 28, 1992 (19-36)
17	Helias vs. Parkwood (Joplin), Class 4A, Nov. 23, 1984 (17-24)
17	Hazelwood East vs. Hickman, Class 6, Nov. 26, 2004 (17-26)
16	5 times (last by MICDS vs. Harrisonville, Class 3, Nov. 24, 2007 (16-28))

Pass Completion Percentage (min. 20 attempts)

.833	Cameron vs. Montgomery County, Class 2, Nov. 25, 2005 (20-24)
.727	Parkway Central vs. Blue Springs, Class 5A, Nov. 28, 1992 (16-22)
.727	St. Pius X (Kansas City) vs. Palmyra, Class 2A, Nov. 25, 2000 (16-22)
.718	Cameron vs. Blair Oaks, Class 2, Nov. 26, 2004 (28-39)
.708	Helias vs. Parkwood (Joplin), Class 4A, Nov. 23, 1984 (17-24)

Passing Yards

482	DeSmet vs. Hazelwood Central, Class 6, Nov. 25, 2005
364	Cameron vs. Montgomery County, Class 2, Nov. 25, 2005
353	Blue Springs vs. Parkway Central, Class 5A, Nov. 28, 1992
327	Cameron vs. Blair Oaks, Class 2, Nov. 26, 2004
313	Hazelwood Central vs. DeSmet, Class 6, Nov. 25, 2005
281	Center (Kansas City) vs. St. Louis Univ. High, Class 4A, Nov. 28, 1970
272	Montgomery County vs. Cameron, Class 2, Nov. 25, 2005
270	MICDS vs. Harrisonville, Class 3, Nov. 27, 2004 (2ot)
259	Hazelwood Central vs. Oak Park, Class 5A, Nov. 30, 1996
249	Centralia vs. Lawson, Class 2, Nov. 28, 2003
249	McCluer North vs. Raymore-Peculiar, Class 5, Nov. 26, 2005
245	Webster Groves vs. Raymore-Peculiar, Class 5, Nov. 30, 2002
244	Platte County vs. Salem, Class 3A, Nov. 24, 2000
244	Marionville vs. South Shelby, Class 1, Nov. 25, 2006 (ot)
243	Parkway Central vs. Blue Springs, Class 5A, Nov. 28, 1992
238	North County vs. Webb City, Class 4A, Nov. 28, 1997
230	Helias vs. Parkwood (Joplin), Class 4A, Nov. 23, 1984
229	Lee's Summit West vs. Parkway Central, Class 4, Nov. 23, 2007
221	Cass-Midway vs. Gallatin, Class 1A, Nov. 27, 1982
219	Raymore-Peculiar vs. Webster Groves, Class 5, Nov. 30, 2002

Passing Yards, Both Teams

795	DeSmet (482) vs. Hazelwood Central (313), Class 6, Nov. 25, 2005
636	Cameron (364) vs. Montgomery County (272), Class 2, Nov. 25, 2005
596	Blue Springs (353) vs. Parkway Central (243), Class 5A, Nov. 28, 1992
464	Webster Groves (245) vs. Raymore-Peculiar (219), Class 5, Nov. 30, 2002
440	McCluer North (249) vs. Raymore-Peculiar (191), Class 5, Nov. 26, 2005

Yards Per Pass Attempt (min. 20 attempts)

15.17	Cameron vs. Montgomery County, Class 2, Nov. 25, 2005 (24 att., 364 yds.)
13.03	DeSmet vs. Hazelwood Central, Class 6, Nov. 25, 2005 (37-482)
11.33	North County vs. Webb City, Class 4A, Nov. 28, 1997 (21-238)

Yards Per Pass Completion (min. 10 completions)

25.55	Center (KC) vs. St. Louis Univ. High, Class 4A, Nov. 28, 1970 (11 comp., 281 yds.)
22.95	DeSmet vs. Hazelwood Central, Class 6, Nov. 25, 2005 (21-482)
21.10	Riverview Gardens vs. Jefferson City, Class 5A, Nov. 27, 1998 (10-211)

Touchdown Passes

7	Priory vs. West Platte, Class 2A, Dec. 1, 1973
7	Hickman vs. Sumner, Class 4A, Nov. 30, 1974
6	Berkeley vs. Branson, Class 3A, Nov. 28, 1987
6	Jefferson City vs. McCluer North, Class 5A, Nov. 26, 1988
6	Valle Catholic vs. Marcelline, Class 1A, Nov. 24, 1989
6	MICDS vs. Maryville, Class 3A, Nov. 30, 1996
5	Done 20 times, last by Raymore-Peculiar vs. McCluer North, Class 5, Nov. 26, 2005

Interceptions Thrown

6	East Buchanan vs. St. Vincent, Class 1, Nov. 27, 2004
4	done 8 times, last by Raymore-Peculiar vs. Webster Groves, Class 5, Nov. 30, 2002

■ Show-Me Bowl Team Records

PUNTING

Punts

11	Blue Springs South vs. Hazelwood East, Class 5A, Nov. 24, 1995 (425 yds.)
9	Hazelwood East vs. Blue Springs, Class 5A, Nov. 23, 2001 (271)
8	John Burroughs vs. Lexington, Class 2A, Nov. 29, 1980 (213)
8	Norborne vs. Chaffee, Class 1A, Nov. 26, 1983 (267)
8	Santa Fe vs. Cass-Midway, Class 1A, Nov. 29, 1996 (267)
8	Ozark vs. Helias, Class 4A, Nov. 28, 1998 (265)
8	Central (New Madrid Co.) vs. Platte County, Class 3A, Nov. 23, 2001 (278)
8	St. Pius X (KC) vs. Centralia, Class 2, Nov. 29, 2002 (297)
7	Done 11 times, last by MICDS vs. Harrisonville, Class 3, Nov. 26, 2005 (256)

Punt Yardage

425	Blue Springs South vs. Hazelwood East, Class 5A, Nov. 24, 1995 (11 punts)
297	St. Pius X (KC) vs. Centralia, Class 2, Nov. 29, 2002 (8)
278	Central (New Madrid Co.) vs. Platte County, Class 3A, Nov. 23, 2001 (8)
276	Marionville vs. Salisbury, Class 1A, Nov. 28, 1997 (6)
271	Hazelwood East vs. Blue Springs, Class 5A, Nov. 23, 2001 (9)

Punt Average (minimum 5 punts)

48.00	Rockhurst vs. Hazelwood Central, Class 5A, Nov. 26, 1983 (5 punts, 240 yds.)
46.00	Marionville vs. Salisbury, Class 1A, Nov. 28, 1997 (6-276)
42.80	Hannibal vs. Webb City, Class 4, Nov. 24, 2006 (5-214)
41.20	Clayton vs. Webb City, Class 4, Nov. 26, 2004 (ot) (5-206)
40.40	McCluer North vs. Webb City, Class 4A, Nov. 25, 2000 (5-202)

RETURNS

Punts Returns

6	Duchesne vs. Maryville, Class 3A, Nov. 27, 1982 (102 yds.)
6	St. Louis Univ. High vs. Jefferson City, Class 5A, Nov. 29, 1991 (24)
6	Hazelwood East vs. Blue Springs South, Class 5A, Nov. 24, 1995 (10)
6	Salisbury vs. Marionville, Class 1A, Nov. 28, 1997 (52)
6	Centralia vs. St. Pius X (KC), Class 2, Nov. 29, 2002 (20)

Punts Return Yards

113	Rockhurst vs. Mehlville, Class 6, Nov. 23, 2007 (4 ret.)
103	Harrisonville vs. Owensville, Class 3, Nov. 25, 2006 (4)
102	Duchesne vs. Maryville, Class 3A, Nov. 27, 1982 (6)
95	Raymore-Peculiar vs. Kirkwood, Class 5, Nov. 25, 2006 (3)
82	Central (New Madrid Co.) vs. Platte County, Class 3A, Nov. 23, 2001 (3)
73	Lawson vs. Centralia, Class 2, Nov. 28, 2003 (2)

Punts Return Average (minimum 3 returns)

31.67	Raymore-Peculiar vs. Kirkwood, Class 5, Nov. 25, 2006 (3 ret., 95 yds.)
28.25	Rockhurst vs. Mehlville, Class 6, Nov. 23, 2007 (4-113)
27.33	Central (New Madrid Co.) vs. Platte County, Class 3A, Nov. 23, 2001 (3-82)
25.75	Harrisonville vs. Owensville, Class 3, Nov. 25, 2006 (4-103)
24.00	Cass-Midway vs. Santa Fe, Class 1A, Nov. 29, 1996 (3-72)
23.67	done 2 times, last by Webb City vs. Clayton, Class 4, Nov. 26, 2004 (ot) (3-71)

Kickoff Returns

9	McCluer North vs. Jefferson City, Class 5A, Nov. 26, 1988 (221 yds.)
8	Maryville vs. MICDS, Class 3A, Nov. 30, 1996 (157)
7	done 10 times, last by Kirkwood vs. Raymore-Peculiar, Class 5, Nov. 25, 2006 (113)

Kickoff Return Yards

221	McCluer North vs. Jefferson City, Class 5A, Nov. 26, 1988 (9 ret.)
178	St. Louis Univ. High vs. Center (Kansas City), Class 4A, Nov. 28, 1970 (3)
171	Owensville vs. Harrisonville, Class 3, Nov. 25, 2006 (6)
157	Maryville vs. MICDS, Class 3A, Nov. 30, 1996 (8)
154	Hazelwood Central vs. Rockhurst, Class 4A, Nov. 28, 1981 (6)

Kickoff Return Average (minimum 3 returns)

59.33	St. Louis Univ. High vs. Center (Kansas City), Class 4A, Nov. 28, 1970 (3 ret., 178 yds.)
31.00	Lee's Summit vs. Hazelwood Central, Class 5A, Nov. 30, 1985 (4-124)
31.00	Adrian vs. Hayti, Class 1, Nov. 30, 2002 (4-124)
28.50	Owensville vs. Harrisonville, Class 3, Nov. 25, 2006 (6-171)
28.00	Plattsburg vs. John Burroughs, Class 2A, Nov. 27, 1992 (3-84)

Kickoff Returns for Touchdown

2	St. Louis Univ. High vs. Center (Kansas City), Class 4A, Nov. 28, 1970
---	--

DEFENSE

Fewest Total Offense Yards Allowed

32	Harrisonville vs. MICDS, Class 3, Nov. 26, 2005
40	Milan vs. Valle Catholic, Class 1A, Nov. 26, 1993
48	Miller vs. Tarkio, Class 1A, Nov. 25, 1994
51	Jefferson City vs. McCluer North, Class 5A, Nov. 26, 1988
54	O'Hara vs. Caruthersville, Class 3A, Nov. 29, 1980
54	Lexington vs. Berkeley, Class 3A, Nov. 24, 1984
67	Odessa vs. Knob Noster, Class 3A, Nov. 26, 1994
70	Princeton vs. Cass-Midway, Class 1A, Nov. 30, 1968
81	Hazelwood East vs. Blue Springs South, Class 5A, Nov. 24, 1995
81	Santa Fe vs. St. Vincent, Class 1A, Nov. 24, 2000

2008 MSHSAA Show-Me Bowl

Fewest Rushing Yards Allowed

-27	Blue Springs vs. Hazelwood East, Class 5A, Nov. 23, 2001 (39 att.)
-6	University High (Warrensburg) vs. Fairfax, Class 1A, Nov. 25, 1972 (--)
-5	Jefferson City vs. Hazelwood Central, Class 4A, Nov. 25, 1978 (--)
0	Jefferson City vs. Mehlville, Class 5A, Nov. 26, 1994 (22 att.)
5	Parkwood (Joplin) vs. DeSmet, Class 4A, Nov. 29, 1975 (--)
11	Lockwood vs. King City, Class 1A, Nov. 30, 1974 (--)
17	Milan vs. Valle Catholic, Class 1A, Nov. 26, 1993 (29 att.)
18	Hardin-Central vs. Greenwood, Class 1A, Nov. 29, 1980 (25 att.)
21	Valle Catholic vs. Marceline, Class 1A, Nov. 24, 1989 (24 att.)
22	Hickman vs. Hazelwood East, Class 6, Nov. 26, 2004 (23 att.)

Fewest Passing Yards Allowed (min. 1 attempt)

-3	John Burroughs vs. Lexington, Class 2A, Nov. 24, 1995(1 comp., 5 att.)
0	done 12 times, last by Webster Groves vs. Park Hill, Class 5, Nov. 29, 2003 (0-5)

Fumble Recoveries

6	Brentwood vs. Seneca, Class 2A, Nov. 27, 1987
5	Platte County vs. Salem, Class 3A, Nov. 24, 2000
4	done 12 times, last by Harrisonville vs. MICDS, Class 3, Nov. 26, 2005

Interceptions

6	St. Vincent vs. East Buchanan, Class 1, Nov. 27, 2004
4	done 8 times, last by Webster Groves vs. Raymore-Peculiar, Class 5, Nov. 30, 2002

Interception Return Yards

127	Valle Catholic vs. Rock Port, Class 1A, Nov. 23, 1990 (4 int.)
109	Cass-Midway vs. Gallatin, Class 1A, Nov. 27, 1982 (4)
100	Lexington vs. John Burroughs, Class 2A, Nov. 29, 1980 (1)

Interception Returns for Touchdown

2	Cass-Midway vs. Gallatin, Class 1A, Nov. 27, 1982
---	---

Total Takeaways

8	Greenwood vs. Gallatin, Class 1A, Nov. 28, 1981
8	St. Vincent vs. East Buchanan, Class 1, Nov. 27, 2004
7	Brentwood vs. Seneca, Class 2A, Nov. 27, 1987
7	Springfield Catholic vs. Monroe City, Class 2A, Nov. 29, 1997
6	done 7 times, last by Miller vs. Tarkio, Class 1A, Nov. 25, 1994

Sacks

16	Blue Springs vs. Hazelwood East, Class 5A, Nov. 23, 2001 (111 yds.)
7	Harrisonville vs. MICDS, Class 3, Nov. 27, 2004 (2ot) (49)
6	done 4 times, last by Hazelwood Central vs. DeSmet, Class 6, Nov. 25, 2005 (59)

Sack Yards

111	Blue Springs vs. Hazelwood East, Class 5A, Nov. 23, 2001 (16 sacks)
70	Springfield Catholic vs. Monroe City, Class 2A, Nov. 29, 1997 (6)
59	Hazelwood Central vs. DeSmet, Class 6, Nov. 25, 2005 (6)

Blocked Punts

2	Lutheran North vs. Chillicothe, Class 3A, Nov. 26, 1988
2	Jefferson City vs. Parkway Central, Class 5A, Nov. 29, 1997

MISC. RECORDS

Fumbles

9	Seneca vs. Brentwood, Class 2A, Nov. 27, 1987 (lost 6)
8	Rockhurst vs. Hazelwood East, Class 5A, Nov. 25, 1989 (lost 4)
7	Warsaw vs. Lutheran North, Class 2A, Nov. 26, 1993 (lost 2)
6	Priory vs. West Platte, Class 2A, Dec. 1, 1973 (lost 4)
6	Rockhurst vs. Hazelwood Central, Class 4A, Nov. 28, 1981 (lost 2)
6	Hogan Prep vs. Blair Oaks, Class 2, Nov. 24, 2006 (lost 3)

Penalties

16	Raymore-Peculiar vs. McCluer North, Class 5, Nov. 27, 2004 (136 yds.)
12	Country Day (St. Louis) vs. Oak Grove, Class 3A, Nov. 29, 1986 (93)
12	Raymore-Peculiar vs. Webster Groves, Class 5, Nov. 30, 2002 (165)
12	Harrisonville vs. Owensville, Class 3, Nov. 25, 2006 (120)

Penalty Yardage

165	Raymore-Peculiar vs. Webster Groves, Class 5, Nov. 30, 2002 (12 penalties)
136	Raymore-Peculiar vs. McCluer North, Class 5, Nov. 27, 2004 (16)
120	Harrisonville vs. Owensville, Class 3, Nov. 25, 2006 (12)


Longest Game

3:11	DeSmet vs. Hazelwood Central, Class 6, Nov. 25, 2005
3:08	MICDS vs. Harrisonville, Class 3, Nov. 27, 2004 (2ot)
3:00	Parkway Central vs. Blue Springs, Class 5A, Nov. 28, 1992
3:00	Blue Springs vs. Hazelwood East, Class 5A, Nov. 23, 2001

Shortest Game

1:41	O'Hara vs. St. Charles, Class 4A, Nov. 27, 1982
1:49	Lutheran North vs. Marshall, Class 3A, Nov. 28, 1981
1:50	Chaffee vs. Norborne, Class 1A, Nov. 26, 1983

■ Show-Me Bowl Individual Records



Robby Mandel of MICDS broke the Show-Me Bowl records for most points by a kicker (13), most field goals (3) and longest field goal (47) when he helped lead the Rams to the Class 4 title in 2004 (Columbia Photo).

SCORING

Points Scored

30	Derrick Washington, Raymore-Peculiar vs. Kirkwood, Class 5, Nov. 25, 2006 (5td)
29	Kris Saathoff, Adrian vs. Hayti, Class 1, Nov. 30, 2002 (4td, 5pat)
28	Joey Semsch, Cass-Midway vs. Gallatin, Class 1A, Nov. 27, 1982 (4td, 4pat)
26	Dan Kneeshaw, Branson vs. Lutheran North, Class 3A, Nov. 24, 1989 (4td, 1-2pat)
26	Dean Meyer, Valle Catholic vs. Wellington-Nap., Class 1A, Nov. 24, 1995 (4td, 1-2pat)
26	Derrick Washington, Ray-Pec vs. McCluer North, Class 5, Nov. 26, 2005 (4td, 2pat)
24	Mike Arnold, Monett vs. South Shelby, Class 2A, Nov. 27, 1971 (4td)
24	Jim Merenda, Priory vs. West Platte, Class 2A, Dec. 1, 1973 (4td)
24	Ollie Siebert, Valle Catholic vs. Marceline, Class 1A, Nov. 24, 1989 (4td)
24	Todd Schwent, Valle Catholic vs. Rock Port, Class 1A, Nov. 23, 1990 (4td)
24	Steve Wolk, Valle Catholic vs. Tarkio, Class 1A, Nov. 29, 1991 (4td)
24	Josh Chapman, Webb City vs. North County, Class 4A, Nov. 28, 1997 (4td)
24	Frank O'Rourke, St. Pius X (Kansas City) vs. Palmyra, Class 2A, Nov. 25, 2000 (4td)
24	Derek Naidia, Harrisonville vs. MICDS, Class 3, Nov. 24, 2007 (4td)
20	Joe Fink, Drexel vs. North Shelby, Class 1A, Dec. 1, 1973 (3td, 1-pat)
20	Lee Flood, Marionville vs. West Platte, Class 1, Nov. 26, 2005 (3td, 1-2pat)

Touchdowns

5	Derrick Washington, Raymore-Peculiar vs. Kirkwood, Class 5, Nov. 25, 2006
4	Mike Arnold, Monett vs. South Shelby, Class 2A, Nov. 27, 1971
4	Jim Merenda, Priory vs. West Platte, Class 2A, Dec. 1, 1973
4	Joey Semsch, Cass-Midway vs. Gallatin, Class 1A, Nov. 27, 1982
4	Ollie Siebert, Valle Catholic vs. Marceline, Class 1A, Nov. 24, 1989
4	Dan Kneeshaw, Branson vs. Lutheran North, Class 3A, Nov. 24, 1989
4	Todd Schwent, Valle Catholic vs. Rock Port, Class 1A, Nov. 23, 1990
4	Steve Wolk, Valle Catholic vs. Tarkio, Class 1A, Nov. 29, 1991
4	Dean Meyer, Valle Catholic vs. Wellington-Napoleon, Class 1A, Nov. 24, 1995
4	Josh Chapman, Webb City vs. North County, Class 4A, Nov. 28, 1997
4	Frank O'Rourke, St. Pius X (Kansas City) vs. Palmyra, Class 2A, Nov. 25, 2000
4	Kris Saathoff, Adrian vs. Hayti, Class 1, Nov. 30, 2002
4	Derrick Washington, Raymore-Peculiar vs. McCluer North, Class 5, Nov. 26, 2005
4	Derek Naidia, Harrisonville vs. MICDS, Class 3, Nov. 24, 2007

Points Scored, Kicker

13	Robby Mandel, MICDS vs. Harrisonville, Class 3, Nov. 27, 2004 (3fg, 4pat)
10	Cole Shewmake, Webb City vs. North County, Class 4A, Nov. 28, 1997 (2fg, 4pat)
10	Alex Prentice, DeSmet vs. Hazelwood Central, Class 6, Nov. 25, 2005 (2fg, 4pat)
9	Eric Gorman, Berkeley vs. Branson, Class 3A, Nov. 28, 1987 (1fg, 6pat)
9	Steve Aldridge, Jefferson City vs. McCluer North, Class 5A, Nov. 26, 1988 (1fg, 6pat)
9	Ryan Smith, Lutheran North vs. Oak Grove, Class 3A, Nov. 23, 1990 (2fg, 3pat)
9	Casey Eichelberger, Webb City vs. Washington, Class 4A, Nov. 24, 2001 (1fg, 6pat)
8	Matt Arrandale, Webster Groves vs. Center (Kansas City), Class 4, 1988 (2fg, 3pat)
8	Mike Koehler, Oak Park vs. Hazelwood Central, Class 5A, Nov. 30, 1996 (2fg, 3pat)
8	Brad Beckwith, Cameron vs. Montgomery County, Class 2, Nov. 25, 2005 (8pat)
8	Quenten Weygearts, Harrisonville vs. Owensville, Class 3, Nov. 25, 2006 (8pat)

Field Goals

3	Robby Mandel, MICDS vs. Harrisonville, Class 3, Nov. 27, 2004 (2ot) (3-3)
2	Dan Baker, Rockhurst vs. Hazelwood Central, Class 5A, Nov. 29, 1986 (2-2)
2	Matt Arrandale, Webster Groves vs. Center (Kansas City), Class 4, 1988 (2-2)
2	Ryan Smith, Lutheran North vs. Oak Grove, Class 3A, Nov. 23, 1990 (2-2)
2	Mike Koehler, Oak Park vs. Hazelwood Central, Class 5A, Nov. 30, 1996 (2-2)
2	Cole Shewmake, Webb City vs. North County, Class 4A, Nov. 28, 1997 (2-2)
2	Alex Prentice, DeSmet vs. Hazelwood Central, Class 6, Nov. 25, 2005 (2-2)

Longest Field Goal

47	Robby Mandel, MICDS vs. Harrisonville, Class 3, Nov. 27, 2004
46	Mark Plunkett, Hazelwood Central vs. Rockhurst, Class 5A, Nov. 29, 1986
41	Marcelo Velazquez, Blue Springs vs. Hazelwood Central, Class 6, Nov. 28, 2003
40	Matt Arrandale, Webster Groves vs. Center (Kansas City), Class 4, 1988
40	Robby Mandel, MICDS vs. Harrisonville, Class 3, Nov. 27, 2004
40	Kristopher Turek, Kirkwood vs. Raymore-Peculiar, Class 5, Nov. 25, 2006
39	Dan Baker, Rockhurst vs. Hazelwood Central, Class 5A, Nov. 29, 1986
39	Matt Arrandale, Webster Groves vs. Center (Kansas City), Class 4, 1988
38	Robby Mandel, MICDS vs. Harrisonville, Class 3, Nov. 27, 2004 (ot)
37	done 4 times, last by Kyle Harris, Hazelwood Cent. vs. DeSmet, Class 6, Nov. 25, 2005

PAT's Kicked

8	Brad Beckwith, Cameron vs. Montgomery County, Class 2, Nov. 25, 2005 (8-8)
8	Quenten Weygearts, Harrisonville vs. Owensville, Class 3, Nov. 25, 2006 (8-8)
7	Paul Hoog, Valle Catholic vs. Rock Port, Class 1A, Nov. 23, 1990 (7-7)
7	Dallas Herndon, Harrisonville vs. MICDS, Class 3, Nov. 24, 2007 (7-7)
6	George Ahlerling, Priory vs. West Platte, Class 2A, Dec. 1, 1973 (6-8)
6	Ron Crews, Hickman vs. Sumner, Class 4A, Nov. 30, 1974 (6-8)
6	Eric Gorman, Berkeley vs. Branson, Class 3A, Nov. 28, 1987 (5-5)
6	Steve Aldridge, Jefferson City vs. McCluer North, Class 5A, Nov. 26, 1988 (6-6)
6	Jonathan Gott, Warsaw vs. South Shelby, Class 2A, Nov. 23, 1990 (6-6)
6	Joe Rozier, Valle Catholic vs. Wellington-Napoleon, Class 1A, Nov. 24, 1995 (6-7)
6	Casey Eichelberger, Webb City vs. Washington, Class 4A, Nov. 24, 2001 (6-6)
6	Mike Stadler, Harrisonville vs. MICDS, Class 3, Nov. 27, 2004 (6-6)
6	Mike Stadler, Harrisonville vs. MICDS, Class 3, Nov. 26, 2005 (6-6)
6	Sean Middleton, Raymore-Peculiar vs. Kirkwood, Class 5, Nov. 25, 2006 (6-6)

TOTAL OFFENSE

Yards Total Offense (rushing, passing)

453	Tommy Corwin, DeSmet vs. Hazelwood Central, Class 6, Nov. 25, 2005
436	Drew Newhart, Cameron vs. Montgomery County, Class 2, Nov. 25, 2005
399	Nate Minnis, Blue Springs vs. Parkway Central, Class 5A, Nov. 28, 1992
373	Darrell Jackson, Webster Groves vs. Raymore-Peculiar, Class 5, Nov. 30, 2002
364	Christian Morton, Riverview Gardens vs. Jefferson City, Class 5A, Nov. 27, 1998
356	Drew Newhart, Cameron vs. Blair Oaks, Class 2, Nov. 26, 2004
349	Josh Chapman, Webb City vs. North County, Class 4A, Nov. 28, 1997
308	Marvin McNutt, Hazelwood Central vs. DeSmet, Class 6, Nov. 25, 2005
304	Isaac Byrd, Parkway Central vs. Blue Springs, Class 5A, Nov. 28, 1992
281	Dan Felhour, Center (Kansas City) vs. St. Louis Univ. High, Class 4A, Nov. 28, 1970
276	Tyson Travis, Harrisonville vs. MICDS, Class 3, Nov. 27, 2004
273	Marcus Harris, Kirkwood vs. Raymore-Peculiar, Class 5, Nov. 25, 2006
267	Erich Bauman, Valle Catholic vs. Mount Vernon, Class 2A, Nov. 27, 1982
265	Jim Mitchell, Hazelwood Central vs. Oak Park, Class 5A, Nov. 30, 1996
261	Lee Flood, Marionville vs. West Platte, Class 1, Nov. 26, 2005
260	Mike Arnold, Monett vs. South Shelby, Class 2A, Nov. 27, 1971
255	Darrell Jackson, Webster Groves vs. Park Hill, Class 5, Nov. 29, 2003
250	Dan Kneeshaw, Branson vs. Lutheran North, Class 3A, Nov. 24, 1989
250	Eric Czerniewski, Montgomery County vs. Cameron, Class 2, Nov. 25, 2005
249	Chris Brooks, Lexington vs. John Burroughs, Class 2A, Nov. 26, 1988
249	Jairus Byrd, Clayton vs. Webb City, Class 4, Nov. 26, 2004

Yards All-Purpose (rushing, receiving, returns)

365	Derrick Washington, Raymore-Peculiar vs. Kirkwood, Class 5, Nov. 25, 2006
339	Leroy Pruitt, Blue Springs vs. Parkway Central, Class 5A, Nov. 28, 1992
316	Lee Flood, Marionville vs. West Platte, Class 1, Nov. 26, 2005
308	Ethan Harris, South Shelby vs. Marionville, Class 1, Nov. 25, 2006

RUSHING

Rushing Attempts

47	Lee Flood, Marionville vs. West Platte, Class 1, Nov. 26, 2005
46	Dan Kneeshaw, Branson vs. Lutheran North, Class 3A, Nov. 24, 1989
40	Ethan Harris, South Shelby vs. Marionville, Class 1, Nov. 25, 2006
38	Mike Moore, Marceline vs. Greenwood, Class 1A, Nov. 28, 1986
37	Zach Sherman, Platte County vs. Central (New Madrid Co.), Class 3A, Nov. 23, 2001
37	David Maccumbie, Chillicothe vs. Washington, Class 3A, Nov. 25, 1978
37	Jerry Evans, Oak Park vs. McCluer, Class 4A, Nov. 30, 1968
36	Brian Keys, John Burroughs vs. Plattsburg, Class 2A, Nov. 30, 1985
35	Brandon Neal, Seneca vs. Herculaneum, Class 3A, Nov. 24, 1995
35	Bob Cranston, John Burroughs vs. Putnam County, Class 2A, Nov. 24, 1989
35	Charles Quint, Marshall vs. Camdenton, Class 4A, Nov. 28, 1986
35	Thomas Rooks, Lutheran North vs. Marshall, Class 3A, Nov. 28, 1981

■ Show-Me Bowl Individual Records

Rushing Yards

267	Erich Bauman, Valle Catholic vs. Mount Vernon, Class 2A, Nov. 27, 1982 (26 att.)
261	Lee Flood, Marionville vs. West Platte, Class 1, Nov. 26, 2005 (47 att.)
260	Mike Arnold, Monett vs. South Shelby, Class 2A, Nov. 27, 1971 (18 att.)
254	Dan Kneeshaw, Branson vs. Lutheran North, Class 3A, Nov. 24, 1989, (46 att.)
244	Josh Chapman, Webb City vs. North County, Class 4A, Nov. 28, 1997 (21 att.)
239	Ricardo Rhodes, Hazelwood East vs. Blue Springs S., Class 5A, Nov. 24, 1995 (26 att.)
232	Chris Brooks, Lexington vs. John Burroughs, Class 2A, Nov. 26, 1988 (34 att.)
232	Ethan Harris, South Shelby vs. Marionville, Class 1, Nov. 25, 2006 (40 att.)
226	Jim Meranda, Priory vs. West Platte, Class 2A, Dec. 1, 1973 (32 att.)
217	Brandon Perry, Boonville vs. California, Class 3A, Nov. 27, 1998 (27 att.)
217	Andrew Stanley, Webb City vs. Clayton, Class 4, Nov. 26, 2004 (23 att.) (ot)
213	Ollie Seibert, Valle Catholic vs. Marceline, Class 1A, Nov. 24, 1989 (17 att.)
213	Brandon Neal, Seneca vs. Herculaneum, Class 3A, Nov. 24, 1995 (35 att.)
211	Taylor Eubank, Orrick vs. Thayer, Class 1, Nov. 24, 2007 (24 att.)
209	David Macoumbie, Chillicothe vs. Washington, Class 3A, Nov. 25, 1978 (37 att.)
208	Charles Quint, Marshall vs. Camdenton, Class 4A, Nov. 28, 1986 (35 att.)
205	William Tolen, Lutheran North vs. Oak Grove, Class 3A, Nov. 23, 1990 (29 att.)
204	L.J. Fort, Waynesville vs. Belton, Class 5, Nov. 24, 2007 (30 att.)
200	Darris Pierce, Sumner vs. Webb City, Class 4A, Nov. 23, 1990 (22 att.)
197	Matt Prout, Platte County vs. Salem, Class 3, Nov. 30, 2002 (19 att.)
196	Blaine Henningsen, Richmond vs. Fulton, Class 3A, Nov. 27, 1971 (19 att.)
195	Kevin Fender, Chillicothe vs. Center (Kansas City), Class 4A, Nov. 29, 1985 (21 att.)
194	George Shorthose, Jefferson City vs. Hazelwood Cent., Class 4A, Nov. 25, 1978 (22 att.)
193	Tony VanZant, Hazelwood Central vs. Lee's Summit, Class 5A, Nov. 30, 1985 (30 att.)
192	Bryan Keys, John Burroughs vs. Plattsburg, Class 2A, Nov. 30, 1985 (36 att.)
189	Ryan Reed, Jefferson City vs. Parkway Central, Class 5A, Nov. 29, 1997 (24 att.)
184	Todd Schwent, Valle Catholic vs. Rock Port, Class 1A, Nov. 23, 1990 (24 att.)

Rushing Yards Per Carry (min. 15 attempts)

14.44	Mike Arnold, Monett vs. South Shelby, Class 2A, Nov. 27, 1971 (18 att., 260 yds.)
12.53	Ollie Seibert, Valle Catholic vs. Marceline, Class 1A, Nov. 24, 1989 (17-213)
11.62	Josh Chapman, Webb City vs. North County, Class 4A, Nov. 28, 1997 (21-244)
10.63	Eric Levings, Tarkio vs. Valle Catholic, Class 1A, Nov. 29, 1991 (16-170)
10.60	Reuben Hartzler, Harrisonville vs. Ste. Genevieve, Class 3, Nov. 29, 2003 (15-159)
10.37	Matt Prout, Platte County vs. Salem, Class 3, Nov. 30, 2002 (19-197)
10.35	Derek Verslues, Blair Oaks vs. Cameron, Class 2, Nov. 26, 2004 (17-176)
10.32	Blaine Henningsen, Richmond vs. Fulton, Class 3A, Nov. 27, 1971 (19-196)
10.27	Erich Bauman, Valle Catholic vs. Mount Vernon, Class 2A, Nov. 27, 1982 (26-267)
10.07	Greg Morton, South Shelby vs. Harrisonville, Class 2A, Nov. 29, 1970 (15-151)
10.00	Bill Ziegler, St. Louis Univ. High vs. Center(KC), Class 4A, Nov. 29, 1970 (15-150)

Rushing Touchdowns

4	Mike Arnold, Monett vs. South Shelby, Class 2A, Nov. 27, 1971
4	Jim Meranda, Priory vs. West Platte, Class 2A, Dec. 1, 1973
4	Ollie Seibert, Valle Catholic vs. Marceline, Class 1A, Nov. 24, 1989
4	Dan Kneeshaw, Branson vs. Lutheran North, Class 3A, Nov. 24, 1989
4	Todd Schwent, Valle Catholic vs. Rock Port, Class 1A, Nov. 23, 1990
4	Steve Wolk, Valle Catholic vs. Tarkio, Class 1A, Nov. 29, 1991
4	Josh Chapman, Webb City vs. North County (Bonne Terre), Class 4A, Nov. 28, 1997
4	Frank O'Rourke, St. Pius X (Kansas City) vs. Palmyra, Class 2A, Nov. 25, 2000
3	27 times (last by Derrick Washington, Ray-Pec vs. Kirkwood, Cl. 5, Nov. 25, 2006)

Longest Rush from Scrimmage

91	Matt Prout, Platte County vs. Salem, Class 3, Nov. 30, 2002 (TD)
87	Todd Schwent, Valle Catholic vs. Rock Port, Class 1A, Nov. 23, 1990 (TD)
85	Robert Vanskike, North Shelby vs. Drexel, Class 1A, Dec. 1, 1973 (TD)
83	Malcolm Benson, Jefferson City vs. McCluer, Class 5A, Nov. 24, 1990 (TD)
82	Kevin McVey, Aurora vs. California, Class 3A, Nov. 26, 1999 (TD)
80	Bob Geigler, St. Louis Univ. High vs. Center (Kansas City), Class 4A, Nov. 28, 1970 (TD)
80	Joel Patrick, Beaumont vs. Rockhurst, Class 4A, Nov. 27, 1971 (TD)
79	Matt DiGiulio, MICDS vs. Maryville, Class 3A, Nov. 30, 1996 (TD)
78	Travis King, South Shelby vs. Warsaw, Class 2A, Nov. 23, 1990 (TD)
77	Marc Lewis, Rock Bridge vs. Camdenton, Class 3A, Nov. 25, 1977 (TD)
77	Scottie Gordon, Lexington vs. Berkeley, Class 3A, Nov. 24, 1984 (TD)
77	Matt Holt, Lee's Summit West vs. Parkway Central, Class, Nov. 23, 2007 (TD)
76	George Boyer, Princeton vs. Cass-Midway, Class 1A Nov. 30, 1968 (TD)
75	David Ginther, Chillicothe vs. Chaminade, Class 3A, Nov. 25, 1972 (TD)
75	Jonathan Reese, MICDS vs. California, Class 3A, Nov. 28, 1997 (TD)
75	Christian Morton, Riverview Gardens vs. Jefferson City, Class 5A, Nov. 27, 1998

PASSING

Pass Completions

29	Paul Miller, Priory vs. West Platte, Class 2A, Dec. 1, 1973
28	Drew Newhart, Cameron vs. Blair Oaks, Class 2, Nov. 26, 2004
21	Tommy Corwin, DeSmet vs. Hazelwood Central, Class 6, Nov. 25, 2005
20	Adam Hinspeter, Centralia vs. Lawson, Class 2, Nov. 28, 2003
19	Nate Minnis, Blue Springs vs. Parkway Central, Class 5A, Nov. 28, 1992
19	Drew Newhart, Cameron vs. Montgomery County, Class 2, Nov. 25, 2005
19	Eric Czerniewski, Montgomery County vs. Cameron, Class 2, Nov. 25, 2005
17	Carl Word, Hazelwood East vs. Hickman, Class 6, Nov. 26, 2004



DeSmet's Tommy Corwin set a new Show-Me Bowl passing standard in the 2005 Class 6 championship game, tallying 482 passing yards to go with his 3 touchdown passes on 21-of-37 attempts. (Columbia Photo).

Pass Attempts

39	Paul Miller, Priory vs. West Platte, Class 2A, Dec. 1, 1973
39	Drew Newhart, Cameron vs. Blair Oaks, Class 2, Nov. 26, 2004
37	Tommy Corwin, DeSmet vs. Hazelwood Central, Class 6, Nov. 25, 2005
36	Nate Minnis, Blue Springs vs. Parkway Central, Class 5A, Nov. 28, 1992
35	Marvin McNutt, Hazelwood Central vs. DeSmet, Class 6, Nov. 25, 2005
35	Troy Hacker, Gallatin vs. Cass-Midway, Class 1A, Nov. 27, 1982
34	Eric Czerniewski, Montgomery County vs. Cameron, Class 2, Nov. 25, 2005
33	Adam Hinspeter, Centralia vs. Lawson, Class 2, Nov. 28, 2003
31	Mark Burtson, East Buchanan vs. St. Vincent, Class 1, Nov. 27, 2004
30	Dan Felhour, Center (Kansas City) vs. St. Louis Univ. High, Class 4A, Nov. 28, 1970

Passing Yards

482	Tommy Corwin, DeSmet vs. Hazelwood Cent, Class 6, Nov. 25, 2005 (37 att., 21 comp.)
354	Drew Newhart, Cameron vs. Montgomery County, Class 2, Nov. 25, 2005 (23-19)
353	Nate Minnis, Blue Springs vs. Parkway Central, Class 5A, Nov. 28, 1992 (36-19)
327	Drew Newhart, Cameron vs. Blair Oaks, Class 2, Nov. 26, 2004 (39-28)
313	Marvin McNutt, Hazelwood Central vs. DeSmet, Class 6, Nov. 25, 2005 (35-15)
281	Dan Felhour, Center (KC) vs. St. Louis Univ. High, Class 4A, Nov. 28, 1970 (34-19)
259	Jim Mitchell, Hazelwood Central vs. Oak Park, Class 5A, Nov. 30, 1996 (25-14)
259	Eric Czerniewski, Montgomery County vs. Cameron, Class 2, Nov. 25, 2005 (34-19)
249	Adam Hinspeter, Centralia vs. Lawson, Class 2, Nov. 28, 2003 (33-20)
249	Ben Hendrix, McCluer North vs. Raymore-Peculiar, Class 5, Nov. 26, 2005 (27-15)
245	Darrell Jackson, Webster Groves vs. Raymore-Peculiar, Class 5, Nov. 30, 2002 (23-12)
244	Brandon Gutshall, Platte County vs. Salem, Class 3A, Nov. 24, 2000 (23-15)
243	Isaac Byrd, Parkway Central vs. Blue Springs, Class 5A, Nov. 28, 1992 (22-16)
238	Jeromy McDowell, North County vs. Webb City, Class 4A, Nov. 28, 1997 (21-12)
221	Paul Young, Cass-Midway vs. Gallatin, Class 1A, Nov. 27, 1982 (24-12)
219	Derek Rasmussen, Ray-Pec vs. Webster Groves, Class 5, Nov. 30, 2002 (28-15)
219	Andrew Grumney, MICDS vs. Harrisonville, Class 3, Nov. 27, 2004 (27-15)
217	Kyle Reid, Hazelwood Central vs. Rockhurst, Class 4A, Nov. 28, 1981 (27-13)
211	Christian Morton, Riverview Gardens vs. Jeff. City, Class 5A, Nov. 27, 1998 (18-10)
209	Nick Labruzzo, St. Pius X (Kansas City) vs. Palmyra, Class 2A, Nov. 25, 2000 (20-16)

Touchdown Passes

5	Judd Naeger, Valle Catholic vs. Wellington-Napoleon, Class 1A, Nov. 24, 1995
4	Bruce Lilienkamp, Lockwood vs. King City, Class 1A, Nov. 30, 1974
4	Eric Ramsey, Warsaw vs. South Shelby, Class 2A, Nov. 23, 1990
4	Adam Hinspeter, Centralia vs. Lawson, Class 2, Nov. 28, 2003
4	Drew Newhart, Cameron vs. Montgomery County, Class 2, Nov. 25, 2005
4	Blaine Dalton, Blue Springs South vs. Christian Brothers, Class 6, Nov. 24, 2006
3	16 times (last by Sean Ransburg, Harrisonville vs. Owensville, Class 3, Nov. 25, 2006)

Longest Pass Completion

81	Marcus Perryto D.J. Hord, Rockhurst vs. Lindbergh, Class 6, Nov. 29, 2002 (TD)
80	Andy Seegerto Jon Kaplan, Parkway Central vs. Jeff. City, Class 5A, Nov. 29, 1997 (TD)
80	Blake Setzer to Brick Warth, Marionville vs. West Platte, Class 1, Nov. 26, 2005 (TD)
80	Jake Grubbs to Garrison Edgar, Marionville vs. South Shelby, Class 1, Nov. 25, 2006 (TD)
79	Stephen Crane to Brad Ansley, Webb City vs. Rock Bridge, Class 4A, Nov. 27, 1992
78	Jeff Walster to Rick Kane, Mount Vernon vs. Country Day, Class 2A, Nov. 25, 1978 (TD)
78	Marvin McNutt to Kenny Sims, Hazelwood Central vs. DeSmet, Class 6, Nov. 25, 2005 (TD)
77	Dwayne Buchanan to Brandon Massey, Hazelwood E. vs. Blue Spg. 5A, Nov. 23, 2001 (TD)
73	Tommy Corwin to Rob Witzl, DeSmet vs. Hazelwood Central, Class 6, Nov. 25, 2005 (TD)
72	David White to Steve Stillwell, Chillicothe vs. Lutheran North, Class 3A, Nov. 26, 1988
71	Kyle Reid to John Tigges, Hazelwood Central vs. Rockhurst, Class 4A, Nov. 28, 1981 (TD)
71	Eric Ramsey to Rick Poling, Warsaw vs. South Shelby, Class 2A, Nov. 23, 1990 (TD)
68	Mike King to Ben Cowins, Sumner vs. Rockhurst, Class 4A, Dec. 1, 1973 (TD)
68	Ryan Brodeckerto Roger Kure, Camdenton vs. Helias, Class 4A, Nov. 27, 1999 (TD)
67	Brian Murph to Dereke Tipler, Central (NMCo.) vs. Platte Co., Class 3A, Nov. 23, 2001 (TD)

■ Show-Me Bowl Individual Records

RECEIVING

Pass Receptions

14	Eric Anderson, Cameron vs. Blair Oaks, Class 2, Nov. 26, 2004 (157 yds.)
11	Wes Kemp, DeSmet vs. Hazelwood Central, Class 6, Nov. 25, 2005 (246)
10	Ben Longstreet, Montgomery County vs. Cameron, Class 2, Nov. 25, 2005 (136)
9	Leroy Pruitt, Blue Springs vs. Parkway Central, Class 5A, Nov. 28, 1992 (208)
9	Jay Morrison, Warsaw vs. Monroe City, Class 2A, Nov. 25, 1994 (60)
9	Chris Brooks, Hazelwood East vs. Hickman, Class 6, Nov. 26, 2004 (56)
9	Eric Guettermann, St. Pius X (Kansas City) vs. Palmyra, Class 2A, Nov. 25, 2000 (153)
9	Matt Levis, MICDS vs. Harrisonville, Class 3, Nov. 27, 2004 (176)
8	Lance Dye, Camdenton vs. Marshall, Class 4A, Nov. 28, 1986 (139)
8	Josh Rosenbaum, Cameron vs. Blair Oaks, Class 2, Nov. 26, 2004 (96)
8	Eric Anderson, Cameron vs. Montgomery County, Class 2, Nov. 25, 2005 (90)

Receiving Yards

246	Wes Kemp, DeSmet vs. Hazelwood Central, Class 6, Nov. 25, 2005 (11 rec.)
208	Leroy Pruitt, Blue Springs vs. Parkway Central, Class 5A, Nov. 28, 1992 (9)
190	Garrison Edgar, Marionville vs. South Shelby, Class 1, Nov. 25, 2006 (7)
176	Matt Levis, MICDS vs. Harrisonville, Class 3, Nov. 27, 2004 (9) (ot)
166	Todd Jaros, Platte County vs. Salem, Class 3A, Nov. 24, 2000 (7)
157	Eric Anderson, Cameron vs. Blair Oaks, Class 2, Nov. 26, 2004 (14)
154	Cody Boyer, Cameron vs. Montgomery County, Class 2, Nov. 25, 2005 (6)
153	Eric Guettermann, St. Pius X (Kansas City) vs. Palmyra, Class 2A, Nov. 25, 2000 (9)
139	Lance Dye, Camdenton vs. Marshall, Class 4A, Nov. 28, 1986 (8)
136	Ben Longstreet, Montgomery County vs. Cameron, Class 2, Nov. 25, 2005 (10)
133	Brick Warth, Marionville vs. West Platte, Class 1, Nov. 26, 2005 (6)
125	Justin Eiken, Blair Oaks vs. Hogan Prep, Class 2, Nov. 24, 2006 (3)
124	Matt Angell, Owensville vs. Harrisonville, Class 3, Nov. 25, 2006 (2)
122	Matt Bell, MICDS vs. Harrisonville, Class 3, Nov. 24, 2007 (8)
119	Joel Akasamit, Cass-Midway vs. Gallatin, Class 1A, Nov. 27, 1982 (7)
115	Derrick Washington, Raymore-Peculiar vs. McCluer North, Class 5, Nov. 26, 2005 (5)
114	Kenny Sims, Hazelwood Central vs. DeSmet, Class 6, Nov. 25, 2005 (4)
114	John Tigges, Hazelwood Central vs. Rockhurst, Class 4A, Nov. 28, 1981 (5)
112	Jason Dulick, St. Louis Univ. High vs. Jefferson City, Class 5A, Nov. 30, 1991 (7)
109	Dan Dodson, North County vs. Webb City, Class 4A, Nov. 28, 1997 (5)
108	Steve Stillwell, Chillicothe vs. Lutheran North, Class 3A, Nov. 26, 1988 (5)
108	Andy Roth, Valle Catholic vs. Rock Port, Class 1A, Nov. 23, 1990 (2)
108	Nicholas Payne, Hazelwood Central vs. Oak Park, Class 5A, Nov. 30, 1996 (5)

Touchdown Receptions

3	Percy McBride, Fulton vs. Richmond, Class 3A, Nov. 27, 1971
3	Leroy Pruitt, Blue Springs vs. Parkway Central, Class 5A, Nov. 28, 1992
3	Dean Meyer, Valle Catholic vs. Wellington-Napoleon, Class 1A, Nov. 24, 1995
2	23 times (last by Donnie MacLeod, Harrisonville vs. Owensville, 3, Nov. 25, 2006)



Leroy Pruitt of Blue Springs was the first player to collect 200 receiving yards in a championship game, when he pulled in 9 passes for 208 yards and 3 touchdowns in the 1992 championship game against Parkway Central. (photo by Campus Photo).

PUNTING

Punts

11	Kasey Waterman, Blue Springs South vs. Hazelwood East, 5A, Nov. 25, 1995 (425)
9	Brian Trauterman, Hazelwood East vs. Blue Springs, Class 5A, Nov. 23, 2001 (271)
8	Tim Dierking, Santa Fe vs. Cass-Midway, Class 1A, Nov. 29, 1996 (267)
8	Dustin Hayman, Ozark vs. Helias, Class 4A, Nov. 28, 1998 (265)
8	Gabe Lickteig, St. Pius X (Kansas City) vs. Centralia, Class 2, Nov. 29, 2002 (297)
8	Lavontase Strickland, Central (NMCo.) vs. Platte County, Class 3A, Nov. 23, 2001 (278)
8	David Schmid, John Burroughs vs. Lexington, Class 2A, Nov. 29, 1980 (213)
7	done 12 times, last by Brad Dunajcik, MICDS vs. Harrisonville, 3, Nov. 26, 2005 (256)

Punting Yards

425	Kasey Waterman, Blue Springs S. vs. Hazelwood East, Class 5A, Nov. 25, 1995 (11)
297	Gabe Lickteig, St. Pius X (Kansas City) vs. Centralia, Class 2, Nov. 29, 2002 (8)
279	Brian Clayton, Norborne vs. Chaffee, Class 1A, Nov. 26, 1983 (7)
278	Lavontase Strickland, Central (NM Co.) vs. Platte County, Class 3A, Nov. 23, 2001 (8)
276	Kevin Jones, Marionville vs. Salisbury, Class 1A, Nov. 28, 1997 (6)
271	Brian Trauterman, Hazelwood East vs. Blue Springs, Class 5A, Nov. 23, 2001 (9)
267	Tim Dierking, Santa Fe vs. Cass-Midway, Class 1A, Nov. 29, 1996 (8)
265	Dustin Hayman, Ozark vs. Helias, Class 4A, Nov. 28, 1998 (8)
260	Mark Stewart, Springfield Catholic vs. Monroe City, Class 2A, Nov. 29, 1997 (7)
237	Chad Castleman, Helias vs. Ozark, Class 4A, Nov. 28, 1998 (6)

Punting Average (minimum 5 punts)

46.00	Kevin Jones, Marionville vs. Salisbury, Class 1A, Nov. 28, 1997 (6 punts, 276 yds.)
42.80	Andrew Bergeson, Hannibal vs. Webb City, Class 4, Nov. 24, 2006 (5-214)
41.80	Jordan McCrary, Hayti vs. Adrian, Class 1, Nov. 30, 2002 (5-209)
41.20	Jamil Thomas, Clayton vs. Webb City, Class 4, Nov. 26, 2004 (5-206)
40.40	Mark Paulson, McCluer North vs. Webb City, Class 4A, Nov. 25, 2000 (5-202)
40.20	Kyle Sharp, Oak Park vs. Hazelwood Central, Class 5A, Nov. 30, 1996 (5-201)
39.86	Brian Clayton, Norborne vs. Chaffee, Class 1A, Nov. 26, 1983 (7-279)
39.50	Chad Castleman, Helias vs. Ozark, Class 4A, Nov. 28, 1998 (6-237)
39.40	Jason Dunsworth, Rockhurst vs. Pattonville, Class 5A, Nov. 24, 2000 (5-197)
39.20	Ted Bubien, Rockhurst vs. Hazelwood Central, Class 5A, Nov. 29, 1986 (5-196)

Longest Punt

69	David Dercher, Rockhurst vs. Hazelwood Central, Class 5A, Nov. 26, 1983
64	Daniel Stanley, Webb City vs. McCluer North, Class 4A, Nov. 25, 2000
65	Kyle Sharp, Oak Park vs. Hazelwood Central, Class 5A, Nov. 30, 1996
62	Brian Clayton, Norborne vs. Chaffee, Class 1A, Nov. 26, 1983
60	Kasey Waterman, Blue Springs South vs. Hazelwood East, Class 5A, Nov. 24, 1995
60	Daniel Stanley, Webb City vs. McCluer North, Class 4A, Nov. 25, 2000
60	Matt McClenahan, Raymore-Peculiar vs. McCluer North, Class 5, Nov. 27, 2004
59	Jeremy Brooke, Chillicothe vs. St. Francis Borgia, Class 3A, Nov. 25, 1993
59	Wade Scheidt, California vs. Aurora, Class 3A, Nov. 26, 1999
58	Jimmy Murry, Tarkio vs. Valle Catholic, Class 1A, Nov. 29, 1991
58	Sean Schembri, Pembroke Hill vs. John Burroughs, Class 2A, Nov. 29, 1991
58	Kevin Jones, Marionville vs. Salisbury, Class 1A, Nov. 28, 1997

RETURNS

Punt Returns

6	Justin Cross, Salisbury vs. Marionville, Class 1A, Nov. 28, 1997
6	Justin Armontrout, Centralia vs. St. Pius X (Kansas City), Class 2, Nov. 29, 2002
5	Jason Dulick, St. Louis Univ. High vs. Jefferson City, Class 5A, Nov. 30, 1991
4	Steve Watson, Webster Groves vs. Center (Kansas City), Nov. 25, 1988
4	Quincy Roe, Hazelwood East vs. Blue Springs South, Class 5A, Nov. 25, 1995
4	Lamont White, Monroe City vs. Springfield Catholic, Class 2A, Nov. 29, 1996
4	Thomas Chatman, Mehlville vs. Rockhurst, Class 5A, Nov. 26, 1999
4	Curtis Cooper, Blue Springs vs. Hazelwood East, Class 5A, Nov. 23, 2001
4	Jeff Koons, Rockhurst vs. Lindbergh, Class 6, Nov. 29, 2002

Punt Return Yards

95	Derrick Washington, Raymore-Peculiar vs. Kirkwood, Class 5, Nov. 25, 2006 (3 ret.)
82	Dereke Tipler, Central (New Madrid Co.) vs. Platte County, Class 3A, Nov. 23, 2001 (3)
72	Jeff Huff, Cass-Midway vs. Santa Fe, Class 1A, Nov. 29, 1996 (3)
71	Tommy Saunders, Kearney vs. Eureka, Class 4, Nov. 29, 2002 (3)
69	Brian Weis, Duchesne vs. Maryville, Class 3A, Nov. 27, 1982 (4)

Longest Punt Return

68	Derrick Washington, Raymore-Peculiar vs. Kirkwood, Class 5, Nov. 25, 2006 (TD)
64	Dereke Tipler, Central (New Madrid Co.) vs. Platte Co., Class 3A, Nov. 23, 2001 (TD)
64	Jeff Huff, Cass-Midway vs. Santa Fe, Class 1A, Nov. 29, 1996 (TD)
57	Jeremy Rahman, Hazelwood Central vs. DeSmet, Class 6, Nov. 25, 2005
57	Tommy Saunders, Kearney vs. Eureka, Class 4, Nov. 29, 2002 (TD)
52	Scott Guilkey, Lawson vs. Centralia, Class 2, Nov. 28, 2003
50	Alex Joannes, Blair Oaks vs. Cameron, Class 2, Nov. 26, 2004
48	Steve Bruce, Chillicothe vs. Dexter, Class 3A, Nov. 28, 1970 (TD)
46	Brent Mason, Lexington vs. John Burroughs, Class 2A, Nov. 24, 1995 (TD)
36	Mark Eberwein, Lutheran North vs. Warsaw, Nov. 26, 1993

(list does not include blocked punt returns)

■ Show-Me Bowl Individual Records

Kickoff Returns

- 5 Maurice Tillman, Plattsburg vs. John Burroughs, Nov. 30, 1985
- 5 Leroy Pruitt, Blue Springs vs. Parkway Central, Class 5A, Nov. 28, 1992
- 5 Chris Daugaard, Camdenton vs. Excelsior Springs, Class 4A, Nov. 29, 1996
- 5 Gabe Meadows, Ozark vs. Helias, Class 4A, Nov. 28, 1998
- 5 Brett Anderson, Washington vs. Webb City, Class 4A, Nov. 24, 2001
- 5 Matt Angell, Owensville vs. Harrisonville, Class 3, Nov. 25, 2006
- 5 Connor Sullivan, MICDS vs. Harrisonville, Class 3, Nov. 24, 2007
- 4 13 times (last by Saladin Anderson, Ray-Pec vs. Webster Groves, Class 5, Nov. 30, 2002 and Jon Rogan, Webster Groves vs. Ray-Pec, Class 5, Nov. 30, 2002)

Kickoff Return Yards

- 163 Matt Angell, Owensville vs. Harrisonville, Class 3, Nov. 25, 2006 (5 ret.)
- 129 Leroy Pruitt, Blue Springs vs. Parkway Central, Class 5A, Nov. 28, 1992 (5)
- 129 Gabe Meadows, Ozark vs. Helias, Class 4A, Nov. 28, 1998 (5)
- 124 Craig Phillips, Lee's Summit vs. Hazelwood Central, Class 5A, Nov. 30, 1985 (4)
- 116 Pat Brown, Hazelwood Central vs. Rockhurst, Class 4A, Nov. 28, 1981 (3)

Longest Kickoff Return

- 96 Matt Angell, Owensville vs. Harrisonville, Class 3, Nov. 25, 2006 (TD)
- 95 Pat Brown, Hazelwood Central vs. Rockhurst, Class 4A, Nov. 28, 1981 (TD)
- 92 Kris Saathoff, Adrian vs. Hayti, Class 1, Nov. 30, 2002 (TD)
- 91 David Poolman, Platte Co. vs. Central (New Madrid Co.), Class 3A, Nov. 23, 2001 (TD)
- 87 Rick Kane, Mount Vernon vs. Country Day (St. Louis), Class 2A, Nov. 25, 1978 (TD)
- 85 Bill Ziegler, St. Louis Univ. High vs. Center (Kansas City), Class 4A, Nov. 28, 1970 (TD)
- 81 Erroll Patterson, St. Louis Univ. High vs. Center (KC), Class 4A, Nov. 28, 1970 (TD)
- 80 Gabe Meadows, Ozark vs. Helias, Class 4A, Nov. 28, 1998
- 73 Jeremy Keller, Milan vs. Valle Catholic, Class 1A, Nov. 26, 1993
- 69 Raymond Patterson, McCluer North vs. Jefferson City, Class 5A, Nov. 26, 1988

DEFENSE

Interceptions

- 3 Ted Hoog, Valle Catholic vs. Rock Port, Class 1A, Nov. 23, 1990
- 3 Neal Thompson, Ste. Genevieve vs. Bolivar, Class 3A, Nov. 27, 1992
- 3 Dan Rellergert, St. Vincent vs. East Buchanan, Class 1, Nov. 27, 2004
- 3 Luke O'Laughlin, South Shelby vs. Marionville, Class 1, Nov. 25, 2006
- 2 done 25 times, last by Ross Rennie, West Platte vs. Marionville, Class 1, Nov. 26, 2005

Interception Return Yards

- 100 Darrell Brooks, Lexington vs. John Burroughs, Class 2A, Nov. 29, 1980 (1 int.)
- 99 Joey Semsch, Cass-Midway vs. Gallatin, Class 1A, Nov. 27, 1982 (2)
- 88 Kevin Gilgour, Chillicothe vs. Herculaneum, Class 3A, Nov. 29, 1991 (1)
- 83 Tommy Saunders, Kearney vs. Ladue, Class 4, Nov. 28, 2003 (1)
- 82 Ted Hoog, Valle Catholic vs. Rock Port, Class 1A, Nov. 23, 1990 (3)

Longest Interception Return

- 100 Darrell Brooks, Lexington vs. John Burroughs, Class 2A, Nov. 29, 1980 (TD)
- 88 Kevin Gilgour, Chillicothe vs. Herculaneum, Class 3A, Nov. 29, 1991 (TD)
- 83 Tommy Saunders, Kearney vs. Ladue Horton Watkins, Class 4, Nov. 28, 2003 (TD)
- 82 Ted Hoog, Valle Catholic vs. Rock Port, Class 1A, Nov. 23, 1990 (TD)
- 67 Lloyd Flowers, Sumner vs. Rockhurst, Class 5A, Nov. 27, 1982 (TD)
- 59 Steve Weinhold, Union vs. Parkwood (Joplin), Class 4A, Nov. 26, 1983
- 58 Joey Semsch, Cass-Midway vs. Gallatin, Class 1A, Nov. 27, 1982 (TD)
- 55 Jeremy Mack, Blue Springs South vs. Christian Brothers, Class 6, Nov. 24, 2006
- 55 Terry Cooper, Boonville vs. Washington, Class 3A, Nov. 30, 1974 (TD)
- 53 D.J. Thrash, Jefferson City vs. Parkway Central, Class 5A, Nov. 29, 1997

Interception Returns for Touchdown


- 2 Joey Semsch, Cass-Midway vs. Gallatin, Class 1A, Nov. 27, 1982

Fumble Recoveries

- 2 Dennis Kellenbe, Hardin-Central vs. Jasper, Class 1A, Nov. 24, 1979
- 2 Doug Haasberger, Parkwood (Joplin) vs. Union, Class 4A, Nov. 26, 1983
- 2 Guy King, Lexington vs. Berkeley, Class 3A, Nov. 24, 1984
- 2 Eric Scrivner, California vs. MICDS, Class 3A, Nov. 28, 1997
- 2 Tien Chusak, John Burroughs vs. Warsaw, Class 2A, Nov. 24, 2001
- 2 Kyle Henke, Blair Oaks vs. Hogan Prep, Class 2, Nov. 24, 2006

Longest Fumble Return

- 63 Ted Stahl, Washington vs. Helias, Class 3A, Dec. 1, 1973 (TD)
- 57 Kary Weisman, West Platte vs. Priory, Class 2A, Dec. 1, 1973 (TD)
- 55 Mark Montgomery, Hazelwood Central vs. Jefferson City, Class 4A, Nov. 25, 1978 (TD)
- 55 Michael Young, Hazelwood East vs. Blue Springs South, Class 5A, Nov. 24, 1995 (TD)
- 55 Brett Burchett, Cass-Midway vs. Santa Fe, Class 1A, Nov. 29, 1996 (TD)
- 51 George Briggs, McCluer vs. Oak Park, Class 4A, Nov. 30, 1968 (TD)



Lexington's Guy King recovered this Berkeley fumble in the 1984 Class 3A Show-Me Bowl at Arrowhead Stadium -- one of his two recoveries in the contest. (photo by Joe Ledford).

Longest Blocked Punt Return

- 42 Steve Ginnings, Camdenton vs. Afton, Class 4, Nov. 25, 2005 (TD)
- 41 Steve Youngblood, Lutheran North vs. Chillicothe, Class 3A, Nov. 26, 1988 (TD)
- 34 David Carpenter, Hardin-Central vs. Greenwood, Class 1A, Nov. 29, 1980 (TD) (blocked punt returns officially recorded as punt return yards)

Sacks

- 3.5 Darius Witherspoon, Blue Springs vs. Hazelwood East, Class 5A, Nov. 23, 2001
- 3 Brandon Vogler, Camdenton vs. Helias, Class 4A, Nov. 27, 1999
- 3 Aaron Cawfield, Hickman vs. Hazelwood East, Class 6, Nov. 26, 2004
- 3 Billy Beyer, Blue Springs vs. Hazelwood East, Class 5A, Nov. 23, 2001
- 2.5 Andy Martinez, Webb City vs. North County, Class 4A, Nov. 28, 1997
- 2.5 Jacki Underwood, North County vs Webb City, Class 4A, Nov. 28, 1997
- 2.5 Bruce Ringwood, Blue Springs vs. Hazelwood East, Class 5A, Nov. 23, 2001
- 2.5 Roth Mallen, Cameron vs. Montgomery County, Class 2, Nov. 25, 2005
- 2 done 15 times, last by Tony Taylor, Blue Springs South vs CBC, Class 6, Nov. 24, 2006

Total Tackles


- 22 Kyle Knighton, West Platte vs. Lockwood, Class 1A, Nov. 23, 2001
- 20 Jon Oyler, Blue Springs South vs. Hazelwood East, Class 5A, Nov. 24, 1995
- 19 Randy Sally, Country Day (St. Louis) vs. Pembroke Hill, Class 3A, Nov. 30, 1985
- 19 Kevin Crane, Webb City vs. Sumner, Class 4A, Nov. 24, 1989
- 19 Marc Wade, St. Francis Borgia vs. Chillicothe, Class 3A, Nov. 25, 1993
- 19 Clayton Dunkle, Tarkio vs. Miller, Class 1A, Nov. 25, 1994
- 18 Scott Camby, Lee's Summit vs. Hazelwood Central, Class 5A, Nov. 30, 1985
- 18 Jeff Summers, Lee's Summit vs. Hazelwood Central, Class 5A, Nov. 30, 1985
- 17 Stan Long, Berkeley vs. Lexington, Class 3A, Nov. 24, 1984
- 17 Kevin Fauntleroy, Lutheran North vs. Branson, Class 3A, Nov. 24, 1989
- 17 Antwaun Bynum, Parkway Central vs. Jefferson City, Class 5A, Nov. 29, 1997
- 17 Chase Verdoorn, Platte County vs. Salem, Class 3A, Nov. 24, 2000
- 16 John Stinson, Greenwood vs. Hardin-Central, Class 1A, Nov. 29, 1980
- 16 Wesley Towles, Sumner vs. Jefferson City, Class 5A, Nov. 24, 1984
- 16 Mark Junkin, John Burroughs vs. Lexington, Class 2A, Nov. 26, 1988
- 16 Leroy Moore, Rock Bridge vs. Webb City, Class 4A, Nov. 25, 1993
- 16 Shawn Wade, Camdenton vs. Excelsior Springs, Class 4A, Nov. 29, 1996
- 16 Jon Edwards, Santa Fe vs. Rich Hill, Class 1A, Nov. 26, 1999

SHOW-ME BOWL CAREER SCORING

Player	School	Years	Points
Derrick Washington	Raymore-Peculiar	2004, 05, 06	74
Ollie Siebert	Valle Catholic	1988, 89	38
Lee Flood	Marionville	2005, 06	35
Garry Burchett	Cass-Midway	1969, 70	32
Kris Saathof	Adrian	2002	29
Joey Semsch	Cass-Midway	1982	28
Dan Kneeshaw	Branson	1989	26
Kyle Black	Sumner	1990, 91	26
Dean Meyer	Valle Catholic	1995	26

■ Show-Me Bowl Individual Superlatives

		2005
2	354	Drew Newhart, Cameron vs. Montgomery Co. (23-19-1)
	259,	Eric Czerniewski, Montgomery C. vs. Cameron (34-19-0)
5	249,	Ben Hendrix, McCluer North vs. Ray-Pec (27-15-0)
6	482	Tommy Corwin, DeSmet vs. Hazelwood Cnt. (37-21-0)
	313,	Marvin McNitt, Hazelwood Cent. vs. DeSmet (35-15-0)
<i>(att-comp-int) listed after each performance.</i>		
<i>(Bold indicates 300-yard performances)</i>		
100-Yard Receivers		
		1980
2A	100,	Greg Avicoli, John Burroughs vs. Lexington, 4 rec.
		1981
4A	114,	John Tigges, Hazelwood Central vs. Rockhurst, 5 rec.
		1982
1A	119,	Joel Akasmit, Cass-Midway vs. Gallatin, 7 rec.
		1983
4A	104,	Jody Hunt, Parkway vs. Union, 4 rec.
		1986
2A	104,	John Cox, Louisiana vs. Seneca, 5 rec.
4A	139,	Lance Dye, Camdenton vs. Marshall, 8 rec.



Wes Kemp
DeSmet
2005

		1988
3A	108,	Steve Stillwell, Chillicothe vs. Lutheran North, 5 rec.
		1990
1A	108,	Andy Roth, Valle vs. Rock Port, 2 rec.
		1991
5A	112,	Jason Dulick, St. Louis Univ. vs. Jefferson City, 7 rec.
		1992
5A	208,	Leroy Pruitt, Blue Springs vs. Parkway Central, 9 rec.
		1996
5A	108,	Nicholas Payne, Hazelwood Central vs. Oak Park, 5 rec.
		1997
3A	105,	John Delfino, MICDS vs. California, 2 rec.
4A	109,	Dan Dodson, North County vs. Webb City, 5 rec.
		1998
1A	106,	Jake Denny, North Platte vs. St. Vincent, 7 rec.
		2000
2A	153,	Eric Guettermann, St. Pius X (KC) vs. Palmyra, 9 rec.
3A	166,	Todd Jaros, Platte County vs. Salem, 7 rec.
		2001
5A	101,	Curtis Cooper, Blue Springs vs. Rockhurst, 3 rec.
		2002
5	103,	Jesse Neely, Webster Groves vs. Raymore-Pec., 4 rec.
		2003
2	107,	Josh Adams, Centralia vs. Lawson, 5 rec.
		2004
2	157,	Eric Anderson, Cameron vs. Blair Oaks, 14 rec.
3	176,	Matt Levis, MICDS vs. Harrisonville, 9 rec. (2ot)
6	106,	Ryan Nesbitt, Hickman vs. Hazelwood East, 3 rec.
		2005
1	133,	Brick Warth, Marionville vs. West Platte, 6 rec.
2	154,	Cody Boyer, Cameron vs. Montgomery County, 6 rec.
		136,
		Ben Longstreet, Montgomery Co. vs. Cameron, 10 rec.
4	102,	Forrest Shock, Camdenton vs. Afton, 6 rec.
5	115,	Derrick Washington, Ray-Pec vs. McCluer North, 5 rec.
6	246 ,	Wes Kemp, DeSmet vs. Hazelwood Central, 11 rec.
	114,	Kenny Sims, Hazelwood Central vs. DeSmet, 4 rec.
		2006
1	190,	Garrison Edgar, Marionville vs. South Shelby, 7 rec.
2	125,	Justin Eiken, Blair Oaks vs. Hogan Prep, 3 rec.
3	124,	Matt Angell, Owensville vs. Harrisonville, 2 rec.
		2007
3	122,	Matt Bell, MICDS vs. Harrisonville, 8 rec.
4	107,	Aaron Rollin, Lee's Summit West vs. Parkway Central, 3 rec.
4	100,	Vinnie Defeo, Lee's Summit West vs. Parkway Central, 5 rec.

(Bold indicates 200-yard performances)

MSHSAA Team Playoff Superlatives

Most MSHSAA Football Titles

10, Jefferson City	1976, 77, 78, 84, 88, 90, 91, 93, 94, 97
9, Valle Catholic	1981*, 82, 83, 88, 89, 90, 91, 92, 95
8, John Burroughs	1975, 80, 85, 89, 91, 92, 95*, 2001
8, Rockhurst	1971, 81, 83, 86, 87, 2000, 03, 07
7, Webb City	1989, 92, 93, 97, 2000, 01, 06
6, Cass-Midway	1969, 70, 76, 78, 82, 96
5, six schools tied	

() Co-champions*

Consecutive Titles

5, Valle Catholic	1988-92 (Class 1A)
3, Jefferson City	1976-78 (Class 4A)
3, Lutheran North	1988-90 (Class 3A)
3, Platte County	2000-02 (Class 3A/Class 3)
3, Valle Catholic	1981-83 (Class 2A)
3, Raymore-Peculiar	2004-06 (Class 5)

Most Runner-up Finishes

9, Hazelwood Cnt.	1977, 78, 80, 81, 83, 86, 87, 2003, 05
5, McCluer North	1988, 93, 2000, 04, 05
5, Rockhurst	1969, 73, 82, 89, 99
5, Sumner	1974, 76, 84, 87, 89
4, Seneca	1968, 75, 83, 86

Most Show-Me Bowl Appearances

13, Rockhurst	8-5
12, Hazelwood Central	2-9-1
12, Jefferson City	10-2
10, John Burroughs	6-2-2
10, Valle Catholic	8-1-1
9, Sumner	4-5
9, Webb City	7-2

Most Semifinal Appearances (thru 2007)

22, Jefferson City	(10 firsts, 2 seconds, 10 thirds)
18, Rockhurst	(8-5-5)
14, Cass-Midway	(6-1-7)
14, Webb City	(7-2-5)
13, John Burroughs	(8-2-3)
13, Mound City	(3-1-9)
12, Hazelwood Central	(3-9-0)
12, North Andrew	(3-4-5)

Most Playoff Appearances (thru 2007)

30, Rockhurst	50-22
24, Jefferson City	60-14
23, Cass-Midway	33-17
22, Camdenton	35-17-1
22, Chillicothe	30-17
21, Lutheran North	33-16
20, St. Pius X (Kansas City)	24-16
20, Sumner	34-16

Most Playoff Victories (thru 2007)

Jefferson City	60-14
Rockhurst	50-22
Webb City	46-11
John Burroughs	41-7-2
Valle Catholic	38-5-1
Camdenton	35-17-1
Hazelwood Central	35-14-1
Sumner	34-16
Cass-Midway	33-17
Lutheran North	33-16
Chillicothe	30-17

Best Playoff Winning Pct. (min. 10 games)

Excelsior Springs	(9-1) .900
Valle Catholic	(38-5-1) .875
Parkwood (Joplin)	(16-3) .842
John Burroughs	(41-7-2) .840
Webb City	(46-10) .821
Jefferson City	(60-14) .811
Country Day (St. Louis) #	(25-6) .806

NOTE:

(#) Country Day and MICDS have combined for 18 playoff appearances, a 41-11 record, 7-4 record in 11 championship appearances with 14 semifinal appearances. Country Day and Mary Institute consolidated in 1991 to form MICDS.

MSHSAA Show-Me Bowl Top 25 Rushing Performances

267	Erich Bauman, Valle Catholic vs. Mount Vernon, Class 2A, Nov. 27, 1982 (26 att.)
261	Lee Flood, Marionville vs. West Platte, Class 1, Nov. 26, 2005 (47 att.)
260	Mike Arnold, Monett vs. South Shelby, Class 2A, Nov. 27, 1971 (18 att.)
254	Dan Kneeshaw, Branson vs. Lutheran North, Class 3A, Nov. 24, 1989, (46 att.)
244	Josh Chapman, Webb City vs. North County, Class 4A, Nov. 28, 1997 (21 att.)
239	Ricardo Rhodes, Hazelwood East vs. Blue Springs South, Class 5A, Nov. 24, 1995 (26 att.)
232	Chris Brooks, Lexington vs. John Burroughs, Class 2A, Nov. 26, 1988 (34 att.)
232	Ethan Harris, South Shelby vs. Marionville, Class 1, Nov. 25, 2006 (40 att.)
226	Jim Meranda, Priory vs. West Platte, Class 2A, Dec. 1, 1973 (32 att.)
217	Brandon Perry, Boonville vs. California, Class 3A, Nov. 27, 1998 (27 att.)
217	Andrew Stanley, Webb City vs. Clayton, Class 4, Nov. 26, 2004 (23 att.) (ot)
213	Ollie Seibert, Valle Catholic vs. Marceline, Class 1A, Nov. 24, 1989 (17 att.)
213	Brandon Neal, Seneca vs. Herculaneum, Class 3A, Nov. 24, 1995 (35 att.)
211	Taylor Eubank, Orrick vs. Thayer, Class 1, Nov. 24, 2007 (24 att.)
209	David Maccumbie, Chillicothe vs. Washington, Class 3A, Nov. 25, 1978 (37 att.)
208	Charles Quint, Marshall vs. Camdenton, Class 4A, Nov. 28, 1986 (35 att.)
205	William Tolen, Lutheran North vs. Oak Grove, Class 3A, Nov. 23, 1990 (29 att.)
204	L.J. Fort, Waynesville vs. Belton, Class 5, Nov. 24, 2007 (30 att.)
200	Darris Pierce, Sumner vs. Webb City, Class 4A, Nov. 23, 1990 (22 att.)
197	Matt Prout, Platte County vs. Salem, Class 3, Nov. 30, 2002 (19 att.)
196	Blaine Henningsen, Richmond vs. Fulton, Class 3A, Nov. 27, 1971 (19 att.)
195	Kevin Fender, Chillicothe vs. Center (Kansas City), Class 4A, Nov. 29, 1985 (21 att.)
194	George Shorthose, Jefferson City vs. Hazelwood Central, Class 4A, Nov. 25, 1978 (22 att.)
193	Tony VanZant, Hazelwood Central vs. Lee's Summit, Class 5A, Nov. 30, 1985 (30 att.)
192	Bryan Keys, John Burroughs vs. Plattsburg, Class 2A, Nov. 30, 1985 (36 att.)

All-Time MSHSAA Football Playoff Results

1968

Class 1A

Semifinals: Princeton 16, West Platte 13; Cass-Midway 8, Lockwood 0.

Championship: Princeton 32, Cass-Midway 0.

Class 2A

Semifinals: Cabool 14, South Shelby 13 (ot); Seneca 8, Tarkio 7 (ot).

Championship: Cabool 6, Seneca 0.

Class 3A

Semifinals: Marshall 26, Carthage 0; Perryville 27, Brentwood 0.

Championship: Perryville 14, Marshall 0.

Class 4A

Semifinals: Oak Park 28, Jefferson City 23; McCluer 7, Vianney 6.

Championship: McCluer 17, Oak Park 13.

1969

Class 1A

Semifinals: Smithville 22, Princeton 21; Cass-Midway 8, Marionville 6.

Championship: Cass-Midway 24, Smithville 0.

Class 2A

Semifinals: Malden 28, South Shelby 18; Aurora 21, Pembroke Country Day 7.

Championship: Aurora 13, Malden 6.

Class 3A

Semifinals: DeLaSalle (KC) 32, West Plains 12; Mercy (St. Louis) 36, Farmington 14.

Championship: DeLaSalle (KC) 14, Mercy (St.L) 8.

Class 4A

Semifinals: McCluer 34, Central (Cape Gir.) 0; Rockhurst 33, Central (KC) 14.

Championship: McCluer 21, Rockhurst 0.

1970

Class 1A

Semifinals: Rock Port 26, Lawson 8; Cass-Midway 14, Greenwood 6.

Championship: Cass-Midway 20, Rock Port 0.

Class 2A

Semifinals: South Shelby 14, Crystal City 12; Harrisonville 26, Mountain Grove 22.

Championship: South Shelby 38, Harrisonville 18

Class 3A

Semifinals: Chillicothe 29, Warrensburg 12; Dexter 29, Lutheran South 26.

Championship: Chillicothe 32, Dexter 6.

Class 4A

Semifinals: SLUH 10, Riverview Gardens 7; Center (KC) 34, Oak Park 28.

Championship: SLUH 28, Center (KC) 19.

1971

Class 1A

Semifinals: Greenwood 33, College High (Warrensburg) 28; Tarkio 25, Lathrop 12

Championship: Tarkio 35, Greenwood 22.

Class 2A

Semifinals: Monett 33, Smithville 0; South Shelby 32, Versailles 8.

Championship: Monett 37, South Shelby 8

Class 3A

Semifinals: Richmond 28, Mountain Grove 20; Fulton 29, Farmington 22.

Championship: Richmond 29, Fulton 25.

Class 4A

Semifinals: Rockhurst 21, Hickman 0; Beaumont 19, Lafayette (Wildwood) 6.

Championship: Rockhurst 20, Beaumont 14.

1972

Class 1A

Semifinals: Fairfax 14, Orrick 6; College High (Warrensburg) 17, Pierce City 14.

Championship: College High (W'burg) 17, Fairfax 0.

Class 2A

Semifinals: Country Day 45, Louisiana 18; St. Mary's (Indep.) 13, Mount Vernon 6.

Championship: St. Mary's (Indep.) 6, Country Day 0.

Class 3A

Semifinals: Chillicothe 15, Helias 13; Chaminade 24, Jackson 0.

Championship: Chillicothe 14, Chaminade 9.

Class 4A

Semifinals: Hazelwood Central 27, Central (Cape Gir.) 19; Southwest (KC) 21, Oak Park 13.

Championship: Hazelwood Central 6, Southwest (KC) 6

1973

Class 1A

Semifinals: North Shelby 21, Mound City 12; Drexel 42, Jasper 14.

Championship: North Shelby 28, Drexel 20.

Class 2A

Semifinals: Priory 23, Brookfield 0; West Platte 13, Seneca 12.

Championship: Priory 60, West Platte 26.

Class 3A

Semifinals: Helias 40, Boonville 29; Washington 20, North County (Bonne Terre) 14.

Championship: Washington 14, Helias 7.

Class 4A

Semifinals: Sumner 20, SLUH 6; Rockhurst 28, Oak Park 18.

Championship: Sumner 12, Rockhurst 7.

1974

Class 1A

Semifinals: Lockwood 20, Drexel 6; King City 7, Orrick 6.

Championship: Lockwood 34, King City 0.

Class 2A

Semifinals: Pleasant Hill 21, Seneca 0; Country Day 9, Centralia 6.

Championship: Country Day 34, Pleasant Hill 7.

Class 3A

Semifinals: Washington 18, North County (Bonne Terre) 7; Boonville 43, Houston 7.

Championship: Boonville 34, Washington 14.

Class 4A

Semifinals: Hickman 20, Raytown South 9; Sumner 7, Ladue Horton Watkins 0.

Championship: Hickman 54, Sumner 0.

1975

Class 1A

Quarterfinals: Milan 14, Tarkio 6; Orrick 24, Wellington 7; Drexel 32, Cass-Midway 0; Greenfield 29, Lockwood 6.

Semifinals: Orrick 18, Milan 0; Greenfield 16, Drexel 0.

Championship: Orrick 18, Greenfield 0.

Class 2A

Quarterfinals: Seneca 46, Stockton 0; South Shelby 48, Marceline 0; Pleasant Hill 34, East Buchanan 13; John Burroughs 41, East Prairie 14.

Semifinals: Seneca 35, Pleasant Hill 7; John Burroughs 17, South Shelby 15.

Championship: John Burroughs 28, Seneca 14.

Class 3A

Quarterfinals: Marshall 47, Boonville 18; Nevada 7, Mountain Grove 6; Union 24, Farmington 8; Rock Bridge 48, Duchesne 20.

Semifinals: Nevada 17, Marshall 15; Rock Bridge 42, Union 3.

Championship: Rock Bridge 10, Nevada 0.

Class 4A

Quarterfinals: Hickman 27, Liberty 7; Parkwood (Joplin) 41, Rockhurst 28; Ladue Horton Watkins 19, Southwest (St. Louis) 10; DeSmet 7, Riverview Gardens 6 (ot).

Semifinals: Parkwood (Joplin) 27, Hickman 21; DeSmet 7, Ladue Horton Watkins 6.

Championship: Parkwood (Joplin) 16, DeSmet 8.

1976

Class 1A

Quarterfinals: Cass-Midway 20, Drexel 6; Princeton 27, Tarkio 8; Santa Fe 14, Wellington-Napoleon 0; Marionville 10, Greenfield 7.

Semifinals: Cass-Midway 23, Marionville 0; Princeton 20, Santa Fe 6.

Championship: Cass-Midway 21, Princeton 14.

Class 2A

Quarterfinals: Palmyra 7, Monroe City 0; Stockton 14, Bolivar 13; Lexington 6, St. Mary's (Indep.) 0; John Burroughs 17, Brentwood 14 (ot).

Semifinals: John Burroughs 24, Palmyra 7; Lexington 35, Stockton 20.

Championship: Lexington 19, John Burroughs 7.

Class 3A

Quarterfinals: Chillicothe 21, Marshall 15; Memorial (Joplin) 35, Helias 8; Sullivan 12, Central (Park Hills) 7; Fulton 14, St. Francis Borgia 7.

Semifinals: Memorial (Joplin) 34, Chillicothe 31 (ot); Sullivan 21, Fulton 20 (ot).

Championship: Memorial (Joplin) 31, Sullivan 0.

Class 4A

Quarterfinals: Jefferson City 12, Rockhurst 3; Ladue Horton Watkins 42, Sikeston 8; Hickman 33, Parkway Central 14; Sumner 31, McCluer North 22.

Semifinals: Jefferson City 7, Hickman 6; Sumner 27, Ladue Horton Watkins 22.

Championship: Jefferson City 33, Sumner 6.

1977

Class 1A

Quarterfinals: King City 18, Rock Port 8; Norborne 22, Santa Fe 6; Cass-Midway 49, Windsor 6; Greenfield 7, Marionville 0.

Semifinals: King City 33, Norborne 13; Greenfield 14, Cass-Midway 12.

Championship: Greenfield 20, King City 6.

Class 2A

Quarterfinals: Lawson 13, Lafayette County 7; Monett 28, Knob Noster 0; Country Day 30, Portageville 0; Louisiana 48, California 8.

Semifinals: Louisiana 31, Country Day 8; Monett 35, Lawson 24.

Championship: Monett 21, Louisiana 19.

Class 3A

Quarterfinals: Rock Bridge 20, McKinley 6; Lafayette (St. Joseph) 7, St. Pius X (KC) 0; Camdenton 14, Neosho 6; Jackson 31, Caruthersville 14.

Semifinals: Camdenton 3, Lafayette (St. Joseph) 0; Rock Bridge 21, Jackson 13.

Championship: Rock Bridge 7, Camdenton 6.

Class 4A

Quarterfinals: Jefferson City 26, Hickman Mills 6; Fort Zumwalt North 22, St. Charles 7; Hazelwood Central 16, DeSmet 0; Central (Cape Gir.) 20, Ladue Horton Watkins 7.

Semifinals: Jefferson City 34, Fort Zumwalt North 0; Hazelwood Central 13, Central (Cape Gir.) 7.

Championship: Jefferson City 20, Hazelwood Central 11.

1978

Class 1A

Quarterfinals: Princeton 14, Rock Port 13; Hardin-Central 41, Santa Fe 14; Cass-Midway 7, Appleton City 0; Chaffee 51, Ash Grove 13.

Semifinals: Princeton 22, Hardin-Central 0; Cass-Midway 40, Chaffee 14.

Championship: Cass-Midway 13, Princeton 0.

Class 2A

Quarterfinals: East Buchanan 18, Smithville 14; Mount Vernon 20, Stockton 6; Country Day 23, Portageville 10; Centralia 21, Salisbury 7.

Semifinals: Mount Vernon 37, East Buchanan 0; Country Day 38, Centralia 0.

Championship: Mount Vernon 37, Country Day 21

Class 3A

Quarterfinals: Chillicothe 35, Lafayette (St. Joseph)

14; Camdenton 28, Houston 6; Caruthersville 35, Potosi 7; Washington 23, St. Francis Borgia 20.

Semifinals: Chillicothe 14, Camdenton 8; Washington 31, Caruthersville 13.

Championship: Chillicothe 42, Washington 0.

Class 4A

Quarterfinals: Parkway West 17, Hickman 16; Jefferson City 33, Hickman Mills 6; Central (Cape Gir.) 27, Northwest (Cedar Hill) 7; Hazelwood Central 20, Soldan 12.

Semifinals: Jefferson City 20, Parkway West 11; Hazelwood Central 31, Central (Cape Gir.) 10.

Championship: Jefferson City 35, Hazelwood Central 21.

1979

Class 1A

Quarterfinals: Mound City 6, West Nodaway 0; Hardin-Central 38, Norborne 12; Archie 28, St. Paul Lutheran 20; Jasper 14, Springfield Catholic 7.

Semifinals: Hardin-Central 26, Mound City 0; Jasper 25, Archie 7.

Championship: Jasper 23, Hardin-Central 0.

Class 2A

Quarterfinals: Plattsburg 34, Grain Valley 8; Stockton 24, Cass-Midway 7; Brentwood 21, Chaffee 6; Marceline 10, Princeton 7.

Semifinals: Plattsburg 28, Stockton 6; Marceline 31, Brentwood 14.

Championship: Plattsburg 12, Marceline 7.

Class 3A

Quarterfinals: St. Pius X (KC) 26, Warrensburg 0; Houston 21, Helias 7; Country Day 38, Fredericktown 13; Centralia 12, Lutheran North 7.

Semifinals: St. Pius X (KC) 21, Houston 0; Country Day 17, Centralia 9.

Championship: Country Day 14, St. Pius X (KC) 7.

Class 4A

Quarterfinals: Lafayette (Wildwood) 10, Rock Bridge 0; Jefferson City 6, Parkwood (Joplin) 2; Webster Groves 33, Central (Cape Gir.) 26; Sumner 38, Washington 23.

Semifinals: Jefferson City 14, Lafayette (Wildwood) 7; Webster Groves 14, Sumner 12.

Championship: Webster Groves 7, Jefferson City 6.

1980

Class 1A

Quarterfinals: Mound City 33, Nodaway-Holt 14; Hardin-Central 14, Gallatin 7; North Shelby 14, Concordia 0; Greenwood 36, Greenfield 14.

Semifinals: Hardin-Central 36, Mound City 8; Greenwood 30, North Shelby 6.

Championship: Hardin-Central 14, Greenwood 6.

Class 2A

Districts: John Burroughs 14, Valle Catholic 7; Tipton 17, Thayer 16; Appleton City 25, Holden 14; Knox County 19, Putnam County 15; Lexington 42, Carrollton 18; Paris 24, Marceline 6; Plattsburg 43, Rock Port 6; Reeds Spring 13, Stockton 0.

Quarterfinals: John Burroughs 24, Tipton 8; Reeds Spring 14, Appleton City 0; Knox County 27, Paris 20; Lexington 28, Plattsburg 7.

Semifinals: Lexington 47, Reeds Spring 6; John Burroughs 28, Knox County 6.

Championship: Lexington 6, John Burrough 6 (tie).

Class 3A

Districts: Raymore-Peculiar 43, Harrisonville 7; O'Hara 31, St. Pius X (KC) 8; Berkeley 28, Lutheran North 17; Camdenton 11, Aurora 9; Caruthersville 7, Dexter 6; Ava 28, Republic 6; Rock Bridge 14, Macon 9; Union 28, Sullivan 13.



Washington High School could not overcome the elements and muddy field conditions at Chillicothe in the 1978 Class 3A championship game, losing 42-0 to the Hornets. The Show-Me Bowl moved to an all-weather surface at Busch Stadium in St. Louis the following year. (Washington Missourian)

All-Time MSHSAA Football Playoff Results

Quarterfinals: Union 20, Rock Bridge 3; O'Hara 27, Ramore-Peculiar 13; Camdenton 14, Ava 0; Caruthersville 21, Berkeley 7.

Semifinals: O'Hara 23, Camdenton 22; Caruthersville 31, Union 14.

Championship: O'Hara 30, Caruthersville 0.

Class 4A

Districts: Parkway West 42, Sikeston 14; Raytown South 28, Blue Springs 7; Rockhurst 24, Raytown 7; O'Fallon Tech 12, Sumner 6; Hazelwood Central 23, Hazelwood East 13; Parkway (Joplin) 48, Neosho 0; Hickman 27, St. Charles 0; Vianney 27, SLUH 26 (3ot).

Quarterfinals: Parkway West 33, Vianney 10; Hazelwood Central 8, O'Fallon Tech 6; Parkway 31, Hickman 0; Raytown South 14, Rockhurst 0.

Semifinals: Hazelwood Central 21, Parkway West 0; Parkway (Joplin) 35, Raytown South 14.

Championship: Parkway 20, Hazelwood Central 13.

1981

Class 1A

Quarterfinals: Greenwood 22, Appleton City 12; Cass-Midway 25, Archie 0; Gallatin 10, Hardin-Central 0; Nodaway-Holt 16, Worth County 0.

Semifinals: Greenwood 27, Cass-Midway 7; Gallatin 19, Nodaway-Holt 7.

Championship: Greenwood 14, Gallatin 0.

Class 2A

Districts: Valle Catholic 14, John Burroughs 6; Oak Grove 38, Carrollton 14; Thayer 19, Tipton 14; Fayette 21, Marceline 7; Lathrop 58, Rock Port 13; Palmyra 25, Louisiana 14; St. Pius X (KC) 17, Butler 0; Stockton 7, Marionville 6.

Quarterfinals: Valle Catholic 33, Thayer 6; Palmyra 7, Fayette 3; St. Pius X (KC) 21, Stockton 14; Oak Grove 24, Lathrop 23.

Semifinals: Valle Catholic 17, Palmyra 0; St. Pius X (KC) 14, Oak Grove 7.

Championship: Valle Catholic 0, St. Pius X (KC) 0 (tie).

Class 3A

Districts: Jackson 38, Caruthersville 3; Aurora 12, Camdenton 7; Marshall 14, Macon 6; Lutheran North 18, Bowling Green 3; Harrisonville 10, O'Hara 7 (ot); Pacific 9, North County (Bonne Terre) 3 (ot); Waynesville 14, Republic 7; Hillsboro 14, Festus 0.

Quarterfinals: Jackson 27, Pacific 0; Lutheran North 10, Hillsboro 7; Marshall 14, Harrisonville 7; Aurora 18, Waynesville 15.

Semifinals: Lutheran North 14, Jackson 6; Marshall 21, Aurora 14;

Championship: Lutheran North 14, Marshall 6.

Class 4A

Districts: Parkway West 13, Kirkwood 6; Parkway South 28, DeSmet 21; Sumner 32, CBC 25; Hazelwood Central 30, Riverview Gardens 0; Rock Bridge 7, Hickman 0; Glendale 14, Rolla 10; Raytown South 31, Paseo 8; Rockhurst 7, Winnetonka 6.

Quarterfinals: Parkway West 35, Parkway South 3; Hazelwood Central 15, Sumner 8; Rock Bridge 7, Glendale 0; Rockhurst 27, Raytown South 0.

Semifinals: Hazelwood Central 12, Parkway West 7; Rockhurst 7, Rock Bridge 3.

Championship: Rockhurst 35, Hazelwood Central 14.

1982

Class 1A

Quarterfinals: Greenwood 26, Springfield Catholic 7; Cass-Midway 21, Adrian 7; Gallatin 12, Milan 2; Nodaway-Holt 41, North Nodaway 12.

Semifinals: Cass-Midway 40, Greenwood 8; Gallatin 14, Nodaway-Holt 2.

Championship: Cass-Midway 42, Gallatin 6.

Class 2A

Districts: Valle Catholic 14, Brentwood 0; Thayer 26, Blair Oaks 9; Paris 22, Westran 8; Palmyra 13, South Shelby 7; Marionville 34, Sarcocoxie 20; Mount Vernon 55, Sherwood 7; Bishop LeBlond 17, Lexington 0; West Platte 21, Lawson 10.

Quarterfinals: Valle Catholic 12, Thayer 7; Palmyra 14, Paris 7; Mount Vernon 26, Marionville 23; Bishop LeBlond 9, West Platte 7.

Semifinals: Valle Catholic 8, Palmyra 6; Mount Vernon 21, Bishop LeBlond 14.

Championship: Valle Catholic 37, Mount Vernon 0.

Class 3A

Districts: Country Day 45, Charleston 13; Mountain Grove 17, Owensville 0; Duchesne 13, Festus 0; Montgomery County 14, Clark County 12; Republic

21, Ozark 3; Carl Junction 36, Aurora 18; Boonville 20, Oak Grove 14 (ot); Maryville 26, St. Pius X (KC) 6.

Quarterfinals: Country Day 49, Mountain Grove 20; Duchesne 25, Montgomery County 8; Republic 11, Carl Junction 6; Maryville 21, Boonville 12.

Semifinals: Duchesne 21, Country Day 19; Maryville 15, Republic 14.

Championship: Maryville 23, Duchesne.

Class 4A

Districts: Lutheran South 37, Hillsboro 14; Union 35, Sullivan 7; St. Charles 26, Affton 0; Rock Bridge 10, Marshall 3 (2ot); Camdenton 20, Salem 0; Parkway (Joplin) 14, Neosho 7; O'Hara 8, Raymore-Peculiar 7; Southwest (KC) 26, Lafayette (St. Joseph) 0.

Quarterfinals: Union 23, Lutheran South 21; St. Charles 28, Rock Bridge 0; Parkway (Joplin) 17, Camdenton 15; O'Hara 28, KC: Southwest (KC) 8.

Semifinals: St. Charles 31, Union 20; O'Hara 24, Parkway (Joplin) 14.

Championship: St. Charles 10, O'Hara 3.

Class 5A

Districts: Parkway West 20, Kirkwood 2; Parkway South 3, Sikeston 0; Sumner 18, O'Fallon Tech 14; Hazelwood East 7, Riverview Gardens 0; DeSmet 20, CBC 17; Jefferson City 21, Kickapoo 0; Grandview 34, Raytown 13; Rockhurst 21, Lee's Summit 0.

Quarterfinals: Parkway West 21, Parkway South 6; Sumner 28, Hazelwood East 13; Jefferson City 20, DeSmet 13; Rockhurst 28, Grandview 3.

Semifinals: Sumner 27, Parkway West 21 (ot); Rockhurst 36, Jefferson City 0.

Championship: Sumner 32, Rockhurst 22.

1983

Class 1A

Quarterfinals: Chaffee 18, Appleton City 0; Adrian 7, Archie 6; Norborne 6, Gallatin 0; Nodaway Holt 15, North Nodaway 0.

Semifinals: Chaffee 14, Adrian 10; Norborne 7, Nodaway-Holt 6.

Championship: Chaffee 13, Norborne 7.

Class 2A

Districts: Valle Catholic 13, Portageville 0; California 12, Blair Oaks 8; Salisbury 6, Westran 0 (ot); Louisiana 29, Clark County 0; Stockton 15, Sarcocoxie 0; Seneca 29, Butler 22; Lexington 18, Bishop LeBlond 3; Lathrop 22, Lawson 8.

Quarterfinals: Valle Catholic 41, California 7; Louisiana 42, Salisbury 6; Seneca 42, Stockton 12; Lexington 23, Lathrop 22.

Semifinals: Valle Catholic 14, Louisiana 0; Seneca 17, Lexington 15.

Championship: Valle Catholic 14, Seneca 7.

Class 3A

Districts: Country Day 24, Lutheran North 14; Fredericktown 27, Willow Springs 15; Duchesne 34, Clayton 7; Centralia 10, Bowling Green 0; Republic 28, Bolivar 12; Carl Junction 44, Monett 13; Harrisonville 14, St. Pius X (KC) 0; Oak Grove 3, Maryville 0.

Quarterfinals: Country Day 28, Fredericktown 7; Duchesne 28, Centralia 8; Carl Junction 22, Republic 15; Harrisonville 17, Oak Grove 14.

Semifinals: Country Day 3, Duchesne 0; Harrisonville 14, Carl Junction 0.

Championship: Country Day 14, Harrisonville 0.

Class 4A

Districts: Jackson 24, Hillsboro 19; Union 12, Farmington 0; St. Charles 9, Berkeley 6 (ot); Helias 14, Chillicothe 13 (ot); Camdenton 12, West Plains 0; Parkway (Joplin) 19, Central (Springfield) 0; O'Hara 8, Center (KC) 0; Paseo 30, Lincoln Prep Academy 12;

Quarterfinals: Union 35, Jackson 13; St. Charles 21, Helias 9; Parkway (Joplin) 35, Camdenton 6; O'Hara 9, Paseo 6.

Semifinals: Union 6, St. Charles 0; Parkway (Joplin) 8, O'Hara 0.

Championship: Parkway (Joplin) 35, Union 6.

Class 5A

Districts: Kirkwood 17, Lafayette (Wildwood) 7; Webster Groves 27, University City 0; Soldan 27, Vashon 14; Hazelwood Central 20, Riverview Gardens 6; SLUH 21, Vianney 0; Hickman 14, Jefferson City 0; Grandview 7, Raytown South 6; Rockhurst 22, Lee's Summit 0;

Quarterfinals: Kirkwood 13, Webster Groves 0; Hazelwood Central 17, Soldan 6; SLUH 24, Hickman 15; Rockhurst 14, Grandview 3.

Semifinals: Hazelwood Central 18, Kirkwood 6; Rockhurst 13, SLUH 10.

Championship: Rockhurst 13, Hazelwood Cent. 7.



The 1982 Show-Me Bowl at Arrowhead Stadium was one of the coldest championships on record. The grounds crew used field equipment to remove water, ice and snow throughout the weekend. (Gary Brady photo)

1984

Class 1A

Quarterfinals: Appleton City 28, Greenwood 8; Adrian 29, Wellington-Napoleon 8; Marceline 21, Polo 7; Rock Port 42, Worth County 0

Semifinals: Appleton City 18, Adrian 14; Rock Port 6, Marceline 3.

Championship: Rock Port 7, Appleton City 6.

Class 2A

Districts: Hayti 19, St. Vincent 0; Osage 20, Versailles 0; Centralia 14, Louisiana 9; Clark County 19, Putnam County 10; Stockton 29, Ash Grove 22; Knob Noster 21, Grain Valley 7; Bishop LeBlond 28, Maysville 14; Plattsburg 14, Smithville 10.

Quarterfinals: Hayti 13, Osage 6; Centralia 20, Clark County 6; Knob Noster 16, Stockton 13; Plattsburg 21, Bishop LeBlond 11.

Semifinals: Hayti 16, Centralia 14; Knob Noster 7, Plattsburg 6.

Championship: Knob Noster 8, Hayti 7.

Class 3A

Districts: Malden 21, Kennett 17; Berkeley 23, Clayton 3; Country Day 10, Lutheran North 3; Owensville 21, Montgomery County 0; Willow Springs 21, Houston 6; Republic 20, Bolivar 13; Platte County 21, Pleasant Hill 14; Lexington 27, Oak Grove 0.

Quarterfinals: Berkeley 13, Malden 6; Country Day 27, Owensville 0; Willow Springs 13, Republic 12; Lexington 34, Platte County 17.

Semifinals: Berkeley 14, Country Day 7; Lexington 33, Willow Springs 7.

Championship: Lexington 28, Berkeley 0.

Class 4A

Districts: Farmington 22, Festus 14; Lutheran South 13, Jennings 7; St. Charles West 34, Union 0; Helias 25, Kirkville 14; Camdenton 31, Salem 6; Parkway (Joplin) 28, Central (Springfield) 3; Harrisonville 7, Center (KC) 3; Lafayette (St. Joseph) 30, Southwest (KC) 18.

Quarterfinals: Lutheran South 20, Farmington 14; Helias 21, St. Charles West 7; Parkway (Joplin) 42, Camdenton 7; Harrisonville 34, Lafayette (St. Joseph) 18.

Semifinals: Helias 35, Lutheran South 14; Parkway (Joplin) 21, Harrisonville 16.

Championship: Helias 23, Parkway (Joplin) 13.

Class 5A

Districts: Kirkwood 21, Parkway West 7; Poplar Bluff 17, Sikeston 6; Sumner 48, Soldan 8; Hazelwood Central 14, Hazelwood East 10; SLUH 14, Vianney 0; Jefferson City 21, Parkway 0; Grandview 28, Southeast (KC) 14; Blue Springs 18, Rockhurst 17 (ot).

Quarterfinals: Kirkwood 21, Poplar Bluff 17; Sumner 22, Hazelwood Central 14; Jefferson City 36, SLUH 14; Grandview 37, Blue Springs 20.

Semifinals: Sumner 36, Kirkwood 20; Jefferson City 30, Grandview 7.

Championship: Jefferson City 21, Sumner 12.

1985

Class 1A

Quarterfinals: Greenwood 26, Osceola 7; Sweet Springs 21, Santa Fe 0; Polo 17, Hardin-Central 8; Rock Port 14, Tarkio 0.

Semifinals: Sweet Springs 21, Greenwood 0; Rock Port 15, Polo 14.

Championship: Rock Port 13, Sweet Springs 12.

Class 2A

Districts: John Burroughs 20, St. Vincent 0; California 7, Osage 0; Louisiana 26, Westran 0; Marceline 19, Milan 6; Stockton 23, Marionville 20 (2ot); Seneca 7, Lexington 6; Maysville 14, South Harrison 6;

Plattsburg 13, East Buchanan 6; **Quarterfinals:** John Burroughs 28, California 0; Marceline 13, Louisiana 0; Stockton 21, Seneca 18; Plattsburg 39, Maysville 0;

Semifinals: John Burroughs 16, Marceline 0; Plattsburg 27, Stockton 12.

Championship: John Burroughs 35, Plattsburg 8.

Class 3A

Districts: Kennett 21, St. Genevieve 14; Clayton 7, Berkeley 0; Country Day 28, Lutheran North 21; Macon 28, Highland 0; Ava 9, Mountain Grove 7; Republic 13, Mount Vernon 9; Pembroke Hill 23, Knob Noster 14; St. Pius X (KC) 21, Odessa 0.

Quarterfinals: Clayton 29, Kennett 8; Country Day 28, Macon 12; Republic 12, Ava 8; Pembroke Hill 9, St. Pius X (KC) 6.

Semifinals: Country Day 20, Clayton 7; Pembroke Hill 17, Republic 0.

Championship: Country Day 28, Pembroke Hill 0.

Class 4A

Districts: Festus 31, Dexter 6; Affton 11, Northwest (St. Louis) 0; St. Charles West 30, Union 20; Chillicothe 14, Marshall 6; West Plains 3, Camdenton 0; Webb City 14, Willard 0; Center (KC) 19, Harrisonville 10; Lafayette (St. Joseph) 20, Lincoln Prep Academy 14.

Quarterfinals: Festus 12, Affton 0; Chillicothe 21, St. Charles West 14; Webb City 10, West Plains 7; Center (KC) 30, Lafayette (St. Joseph) 0.

Semifinals: Chillicothe 15, Festus 0; Center (KC) 7, Webb City 3.

Championship: Chillicothe 20, Center (KC) 14.

Class 5A

Districts: Parkway West 23, Lafayette (Wildwood) 7; Webster Groves 33, Parkway South 8; Sumner 32, Soldan 22; Hazelwood Central 19, Hazelwood East 13; SLUH 37, Vianney 16; Joplin 22, Hickman 3; Grandview 6, Southeast (KC) 3; Lee's Summit 27, Central (St. Joseph) 6.

Quarterfinals: Webster Groves 14, Parkway West 0; Hazelwood Central 39, Sumner 22; SLUH 13, Joplin 7; Lee's Summit 32, Grandview 7.

Semifinals: Hazelwood Central 14, Webster Groves 0; Lee's Summit 14, SLUH 6.

Championship: Hazelwood Central 22, Lee's Summit 15.

1986

Class 1A

Quarterfinals: Greenwood 8, Osceola 0; Cass-Midway 21, St. Paul Lutheran 14; Marceline 13, Polo 7; Rock Port 14, Tarkio 7.

Semifinals: Greenwood 21, Cass-Midway 0; Marceline 20, Rock Port 0.

Championship: Marceline 20, Greenwood 0.

Class 2A

Districts: John Burroughs 27, Scott City 0; Osage 4, California 2 (2ot); Louisiana 35, Westran 6; Scotland County 46, Putnam County 22; Stockton 64, Springfield Catholic 6; Seneca 33, Windsor 18; Penney 35, Grain Valley 14; Smithville 18, Cameron 0.

Quarterfinals: John Burroughs 45, Osage 6; Louisiana 21, Scotland County 7; Seneca 27, Stockton 6; Penney 17, Smithville 16.

Semifinals: Louisiana 16, John Burroughs 12; Seneca 20, Penney 13.

Championship: Louisiana 23, Seneca 14.

Class 3A

Districts: Caruthersville 20, Kennett 17 (ot); Berkeley 29, Maplewood-Richmond Hts. 6; Country Day 20, Cardinal Ritter 6; Montgomery County 14, Bowling Green 7; Ava 8, Ozark 6; Republic 18, Bolivar 0; Eldon 14, Lincoln Prep Academy 12; Oak Grove 48, Platte County 0.

All-Time MSHSAA Football Playoff Results

Quarterfinals: Caruthersville 21, Berkeley 20; Country Day 28, Montgomery County 0; Republic 13, Ava 6; Oak Grove 35, Eldon 0.

Semifinals: Country Day 24, Caruthersville 7; Oak Grove 35, Republic 12.

Championship: Country Day 31, Oak Grove 7.

Class 4A

Districts: Dexter 28, Hillsboro 22; Aftton 22, Soldan 7; Sullivan 23, Union 20 (2ot); Marshall 28, Helias 0; Camdenton 48, Marshallfield 0; Central (Springfield) 28, Webb City 20; O'Hara 40, Kearney 26; Chillicothe 26, Southwest (KC) 7.

Quarterfinals: Dexter 14, Aftton 7; Marshall 54, Sullivan 13; Camdenton 43, Central (Springfield) 20; Chillicothe 21, O'Hara 14.

Semifinals: Marshall 33, Dexter 13; Camdenton 47, Chillicothe 12.

Championship: Camdenton 20, Marshall 20 (tie).

Class 5A

Districts: Kirkwood 18, Mehlville 0; Parkway South 21, Ladue Horton Watkins 7; Sumner 14, Central (Cape Gir.) 6; Hazelwood Central 19, Hazelwood East 0; Vianney 30, DeSmet 24 (4ot); Jefferson City 37, Kickapoo 8; Grandview 26, Southeast (KC) 0; Rockhurst 35, Lee's Summit 6;

Quarterfinals: Kirkwood 6, Parkway South 0; Hazelwood Central 35, Sumner 6; Jefferson City 42, Vianney 0; Rockhurst 33, Grandview 0.

Semifinals: Hazelwood Central 21, Kirkwood 14; Rockhurst 20, Jefferson City 7.

Championship: Rockhurst 13, Hazelwood Cent. 10.

1987

Class 1A

Quarterfinals: Adrian 8, Liberal 0; Cass-Midway 24, Santa Fe 3; Hardin-Central 7, Norborne 0; South Holt 2, Rock Port 0.

Semifinals: Adrian 16, Cass-Midway 12; Hardin-Central 18, South Holt 0.

Championship: Hardin-Central 18, Adrian 6.

Class 2A

Districts: Brentwood 29, Valle Catholic 28; Cabool 13, Tipton 0; Centralia 40, Monroe City 15; Marceline 17, Milan 0; Seneca 56, Springfield Catholic 40; Butler 34, Windsor 0; Carrollton 27, Hamilton 0; Lathrop 14, Cameron 7.

Quarterfinals: Brentwood 33, Cabool 0; Marceline 42, Centralia 0; Seneca 24, Butler 0; Carrollton 28, Lathrop 0.

Semifinals: Brentwood 17, Marceline 14; Seneca 54, Carrollton 8.

Championship: Seneca 20, Brentwood 13.

Class 3A

Districts: Caruthersville 26, Ste. Genevieve 6; Berkeley 20, Herculanum 6; Lutheran North 28, Country Day 12; Montgomery County 14, Clark County 7; Ozark 13, Branson 14; Mount Vernon 23, Nixa 20; Pembroke Hill 35, Eldon 14; Maryville 11, Odessa 10.

Quarterfinals: Berkeley 20, Caruthersville 0; Montgomery County 20, Lutheran North 13; Branson 22, Mount Vernon 8; Pembroke Hill 21, Maryville 6.

Semifinals: Berkeley 34, Montgomery County 0; Branson 30, Pembroke Hill 17.

Championship: Berkeley 45, Branson 8

Class 4A

Districts: Dexter 48, Hillsboro 41; Sumner 44, Aftton 9; St. Clair 37, Troy Buchanan 6; Hannibal 20, Kirksville 3; Camdenton 35, Waynesville 0; Carthage 23, Salem 0; O'Hara 28, Harrisonville 14; Chillicothe 52, Benton (St. Joseph) 28.

Quarterfinals: Sumner 56, Dexter 13; St. Clair 33, Hannibal 32; Camdenton 35, Carthage 0; Chillicothe 43, O'Hara 12.

Semifinals: Sumner 36, St. Clair 6; Camdenton 24, Chillicothe 21.

Championship: Camdenton 23, Sumner 14.

Class 5A

Districts: Lafayette (Ballwin) 14, Mehlville 7; Ladue Horton Watkins 22, Parkway North 14; Sikeston 16, Central (Cape Gir.) 0; Hazelwood Central 20, Riverview Gardens 14; CBC 24, Bishop DuBourg 7; Jefferson City 36, Joplin 0; Hickman Mills 29, Ruskin 14; Rockhurst 42, Lee's Summit 10.

Quarterfinals: Lafayette (Ballwin) 14, Ladue Horton Watkins 0; Hazelwood Central 22, Sikeston 3; Jefferson City 28, CBC 6; Rockhurst 42, Hickman Mills 0.

Semifinals: Hazelwood Central 27, Lafayette (Ballwin) 10; Rockhurst 18, Jefferson City 16.

Championship: Rockhurst 7, Hazelwood Central 0.

1988

8-Man

Semifinals: Miami 22, North Andrew 14; South Holt 50, West Nodaway 0.

Championship: South Holt 46, Miami 0.

Class 1A

Sectionals: Valle Catholic 28, Iberia 6; Springfield Catholic 15, Greenfield 14; Rich Hill 14, Jasper 0; Cass-Midway 15, Windsor 14; Marceline 33, Scotland County 0; St. Paul Lutheran 9, Norborne 7; Rock Port 44, North Platte 0; Albany 7, Gallatin 6.

Quarterfinals: Valle Catholic 27, Springfield Catholic 14; Cass-Midway 17, Rich Hill 6; Marceline 34, St. Paul Lutheran 10; Rock Port 35, Albany 7.

Semifinals: Valle Catholic 36, Cass-Midway 0; Rock Port 17, Marceline 0.

Championship: Valle Catholic 21, Rock Port 3.

Class 2A

Sectionals: Brentwood 21, Scott City 14; John Burroughs 35, California 0; Warsaw 7, Cabool 6; Lamar 9, Stockton 0; Monroe City 27, Highland 7; South Shelby 21, Brookfield 0; Lexington 21, Butler 14; East Buchanan 34, Lawson 8.

Quarterfinals: John Burroughs 22, Brentwood 14; Warsaw 20, Lamar 17; Monroe City 42, South Shelby 8; Lexington 43, East Buchanan 2.

Semifinals: John Burroughs 14, Warsaw 0; Lexington 43, Monroe City 21.

Championship: Lexington 17, John Burroughs 14.

Class 3A

Sectionals: Ste. Genevieve 28, Malden 0; Berkeley 10, Festus 3; Lutheran North 22, Salem 14; Montgomery County 26, Eldon 12; Mountain Grove 10, Bolivar 0; Carl Junction 15, Aurora 14; Clinton 13, Pleasant Hill 0; Chillicothe 15, Warrensburg 6.

Quarterfinals: Berkeley 34, Ste. Genevieve 13; Lutheran North 54, Montgomery County 13; Carl Junction 14, Mountain Grove 10; Chillicothe 41, Clinton 7.

Semifinals: Lutheran North 13, Berkeley 6; Chillicothe 26, Carl Junction 10.

Championship: Lutheran North 36, Chillicothe 0.

Class 4A

Sectionals: Potosi 35, Perryville 14; Webster Groves 26, Union 0; Sumner 20, Aftton 0; St. Charles West 34, Troy Buchanan 7; Webb City 12, Republic 8; Camdenton 14, Kearney 7; Center (KC) 25, Marshall 0; Southwest (KC) 12, Lafayette (St. Joseph) 7.

Quarterfinals: Webster Groves 20, Potosi 6; Sumner 22, St. Charles West 10; Camdenton 20, Webb City 12; Center (KC) 29, Southwest (KC) 12.

Semifinals: Webster Groves 21, Sumner 16; Center (KC) 7, Camdenton 0.

Championship: Webster Groves 26, Center (KC) 6.

Class 5A

Sectionals: Mehlville 20, Sikeston 7; Parkway South 10, Kirkwood 2; McCluer North 20, SLUH 6; Pattonville 21, Parkway North 14; Jefferson City 24, Hannibal 0; Kickapoo 18, Glendale 13; Park Hill 27, Raytown South 6; Rockhurst 19, Ruskin 0;

Quarterfinals: Mehlville 17, Parkway South 16; McCluer North 20, Pattonville 0; Jefferson City 28, Kickapoo 14; Rockhurst 45, Park Hill 17.

Semifinals: McCluer North 21, Mehlville 10; Jefferson City 36, Rockhurst 0.

Championship: Jefferson City 53, McCluer North 0.

1989

8-Man

Semifinals: DeKalb 44, Union Star 8; North Nodaway 40, Mound City 6.

Championship: North Nodaway 46, DeKalb 0.

Class 1A

Sectionals: Valle Catholic, 49, Iberia 6; Miller 6, Springfield Catholic 3 (2ot); Osceola 14, Lockwood 6; Archie 38, Windsor 14; Marceline 30, Milan 0; Hardin-Central 27, Wellington-Napoleon 26; Rock Port 14, Plattsburg 6; Albany 27, Maysville 0.

Quarterfinals: Valle Catholic 64, Miller 23; Osceola 23, Archie 22; Marceline 41, Hardin-Central 8; Rock Port 21, Albany 14.

Semifinals: Valle Catholic 54, Osceola 6; Marceline 13, Rock Port 7.

Championship: Valle Catholic 49, Marceline 7.

Class 2A

Sectionals: Scott City 34, Brentwood 21; John Burroughs 14, California 6; Warsaw 24, Cabool 7; Seneca 29, Marionville 0; Monroe City 30, Highland 14; Putnam County 15, South Shelby 13; Butler 50, Lexington 39; Cameron 21, St. Pius X (KC) 20.

Quarterfinals: John Burroughs 41, Scott City 7; Warsaw 7, Seneca 0; Putnam County 24, Monroe City 23; Butler 52, Cameron 13.

Semifinals: John Burroughs 35, Warsaw 7; Putnam County 44, Butler 20.

Championship: John Burroughs 17, Putnam County 6.

Class 3A

Sectionals: Charleston 41, Dexter 28; Clayton 28, Festus 21; Lutheran North 35, Salem 8; Fulton 44, St. Francis Borgia 8; Mountain Grove 53, Marshallfield 8; Branson 22, Carl Junction 13; Oak Grove 24, Clinton 7; Warrensburg 14, Chillicothe 7 (ot);

Quarterfinals: Charleston 41, Clayton 13; Lutheran North 49, Fulton 22; Branson 33, Mountain Grove 0; Warrensburg 14, Oak Grove 7.

Semifinals: Lutheran North 29, Charleston 0; Branson 20, Warrensburg 14 (2ot).

Championship: Lutheran North 28, Branson 26.

Class 4A

Sectionals: Potosi 33, Central (New Madrid County) 6; Webster Groves 32, Union 0; Sumner 40, Vashon 0; Ft. Zumwalt South 35, St. Mary's (St. Louis) 26; Webb City 21, Republic 3; Kearney 35, Camdenton 27; Center (KC) 10, Rock Bridge 7; Lafayette (St. Joseph) 34, Central (KC) 8.

Quarterfinals: Potosi 22, Webster Groves 6; Sumner 28, Ft. Zumwalt South 0; Webb City 24, Kearney 6; Lafayette (St. Joseph) 26, Center (KC) 14.

Semifinals: Sumner 28, Potosi 21; Webb City 49, Lafayette (St. Joseph) 26.

Championship: Webb City 16, Sumner 0.

Class 5A

Sectionals: Mehlville 42, Central (Cape Gir.) 7; Lafayette (Ballwin) 35, Parkway South 7; Hazelwood East 53, CBC 7; Pattonville 21, Parkway North 7; Jefferson City 27, Hannibal 14; Kickapoo 10, Glendale 0; Park Hill 17, Raytown 10 (ot); Rockhurst 41, Hickman Mills 0;

Quarterfinals: Lafayette (Ballwin) 14, Mehlville 7; Hazelwood East 47, Pattonville 14; Jefferson City 48, Kickapoo 0; Rockhurst 35, Park Hill 3.

Semifinals: Hazelwood East 33, Lafayette (Ballwin) 8; Rockhurst 34, Jefferson City 31 (4ot).

Championship: Hazelwood East 28, Rockhurst 14.

1990

8-Man

Semifinals: Southwest (Ludlow) 40, North Andrew 34; Nodaway-Holt 28, North Nodaway 6.

Championship: Nodaway-Holt 49, Southwest (Ludlow) 12.

Class 1A

Sectionals: Valle Catholic 44, Thayer 20; Lockwood 24, Miller 22; Archie 38, Appleton City 18; Sweet Springs 13, Orrick 12; Milan 27, Westran 8; Hardin-Central 43, Santa Fe 22; Rock Port 10, North Platte 8; Penney 13, Albany 7 (ot).

Quarterfinals: Valle Catholic 36, Lockwood 8; Archie 12, Sweet Springs 7; Hardin-Central 21, Milan 6; Rock Port 10, Penney 9.

Semifinals: Valle Catholic 21, Archie 6; Rock Port 18, Hardin-Central 13.

Championship: Valle Catholic 49, Rock Port 21.

Class 2A

Sectionals: Scott City 28, Cardinal Ritter 8; John Burroughs 14, Blair Oaks 7; Willow Springs 14, Sarcoxie 7; Warsaw 49, Seneca 25; Clark County 19, Louisiana 18; South Shelby 7, Putnam County 0; Lexington 9, Pembroke Hill 7; Plattsburg 22, St. Pius X (KC) 12.

Quarterfinals: John Burroughs 21, Scott City 14; Warsaw 42, Willow Springs 0; South Shelby 32, Clark County 7; Lexington 20, Plattsburg 13.

Semifinals: Warsaw 13, John Burroughs 7 (ot); South Shelby 14, Lexington 6.

Championship: Warsaw 42, South Shelby 7.

Class 3A

Sectionals: Ste. Genevieve 21, Dexter 13; Jennings 24, Herculanum 15; Lutheran North 49, John F. Hodge 0; Helias 21, Fulton 14; Aurora 58, Nixa 29; Clinton 42, Monett 7; Oak Grove 38, Trenton 8; O'Hara 14, Platte County 7.

Quarterfinals: Ste. Genevieve 19, Jennings 7; Lutheran North 14, Helias 7; Clinton 48, Aurora 0; Oak Grove 14, O'Hara 6.

Semifinals: Lutheran North 38, Ste. Genevieve 0; Oak Grove 33, Clinton 18.

Championship: Lutheran North 37, Oak Grove 13.

Class 4A

Sectionals: Farmington 24, Perryville 13; Union 25, Ladue Horton Watkins 6; Vashon 40, Aftton 0; Sumner 26, Ft. Zumwalt North 7; Webb City 26, Salem 21;

Marshall 20, Camdenton 13; Rock Bridge 21, Belton 0; Benton (St. Joseph) 32, Central (KC) 0.

Quarterfinals: Farmington 14, Union 7; Sumner 46, Vashon 6; Webb City 34, Marshall 21; Rock Bridge 24, Benton (St. Joseph) 14.

Semifinals: Sumner 34, Farmington 13; Webb City 21, Rock Bridge 20 (ot).

Championship: Sumner 36, Webb City 21.

Class 5A

Sectionals: Poplar Bluff 25, Mehlville 22; Parkway Central 54, University City 7; McCluer 27, Hazelwood East 20; Pattonville 17, Hannibal 14 (ot); Eureka 36, Rolla 12; Jefferson City 6, Hickman 0; Blue Springs 11, Rockhurst 6; Oak Park 29, North Kansas City 8.

Quarterfinals: Parkway Central 25, Poplar Bluff 17; McCluer 35, Pattonville 0; Jefferson City 49, Eureka 3; Blue Springs 25, Oak Park 0.

Semifinals: McCluer 34, Parkway Central 8; Jefferson City 33, Blue Springs 18.

Championship: Jefferson City 12, McCluer 7.

1991

8-Man

Semifinals: South Nodaway 54, Miami 16; Nodaway-Holt 60, West Nodaway 14.

Championship: Nodaway-Holt 27, South Nodaway 14.

Class 1A

Sectionals: Valle Catholic 14, Springfield Catholic 8; Lockwood 28, Fair Grove 16; Archie 18, Appleton City 7; Orrick 44, Concordia 12; Scotland County 34, Fayette 20; Santa Fe 19, Hardin-Central 8; Tarkio 21, Polo 0; Albany 27, Penney 7;

Quarterfinals: Valle Catholic 28, Lockwood 18; Archie 14, Orrick 0; Santa Fe 34, Scotland County 20; Tarkio 30, Albany 13.

Semifinals: Valle Catholic 28, Archie 6; Tarkio 20, Santa Fe 0.

Championship: Valle 28, Tarkio 24.

Class 2A

Sectionals: Portageville 28, Cardinal Ritter 22; John Burroughs 21, North Callaway 0; Willow Springs 40, Ash Grove 0; Seneca 30, Warsaw 25; Clark County 21, Monroe City 20 (ot); Marceline 7, Brookfield 0; Pembroke Hill 17, Carrollton 0; Plattsburg 20, St. Pius X (KC) 7.

Quarterfinals: John Burroughs 30, Portageville 7; Seneca 14, Willow Springs 6; Marceline 7, Clark County 0; Pembroke Hill 7, Plattsburg 0.

Semifinals: John Burroughs 13, Seneca 8; Pembroke Hill 20, Marceline 19.

Championship: John Burroughs 21, Pembroke Hill 7.

Class 3A

Sectionals: Caruthersville 35, Charleston 6; Herculanum 28, Jennings 6; Priory 21, St. Francis Borgia 14; Helias 58, Bowling Green 0; Aurora 14, Nixa 12; Mount Vernon 19, Clinton 6; Chillicothe 24, Oak Grove 7; Maryville 14, O'Hara 0.

Quarterfinals: Herculanum 28, Caruthersville 14; Priory 12, Helias 0; Mount Vernon 38, Aurora 12; Chillicothe 15, Maryville 0.

Semifinals: Herculanum 14, Priory 7; Chillicothe 21, Mount Vernon 0.

Championship: Chillicothe 40, Herculanum 12.

Class 4A

Sectionals: Hillsboro 35, Jackson 14; Union 7, Webster Groves 6; Aftton 17, Cleveland Naval Jr. ROTC 0; Sumner 52, Troy Buchanan 0; Webb City 40, Ozark 7; Republic 27, Raymore-Peculiar 3; Ruskin 26, Rock Bridge 20; Benton (St. Joseph) 16, Lafayette (St. Joseph) 0.

Quarterfinals: Hillsboro 43, Union 13; Sumner 66, Aftton 0; Webb City 27, Republic 7; Benton (St. Joseph) 22, Ruskin 8.

Semifinals: Sumner 26, Hillsboro 8; Benton (St. Joseph) 14, Webb City 0.

Championship: Sumner 52 Benton (St. Joseph) 8.

Class 5A

Sectionals: Mehlville 30, Sikeston 24; Lafayette (Ballwin) 40, Francis Howell North 0; SLUH 21, McCluer 15; Pattonville 38, Hannibal 7; Parkway South 49, Lebanon 7; Jefferson City 30, Hickman 14; Blue Springs 28, Rockhurst 21; Oak Park 14, Liberty 0.

Quarterfinals: Mehlville 21, Lafayette (Ballwin) 6; SLUH 37, Pattonville 14; Jefferson City 35, Parkway South 13; Blue Springs 17, Oak Park 14.

Semifinals: SLUH 24, Mehlville 21 (ot); Jefferson City 42, Blue Springs 20.

Championship: Jefferson City 10, SLUH 7.

All-Time MSHSAA Football Playoff Results

1992

8-Man

Semifinals: South Nodaway 41, Miami 38; South Holt 20, Stanberry 19.

Championship: South Nodaway 20, South Holt 20 (tie).

Class 1A

Sectionals: Valle Catholic 20, Springfield Catholic 0; Miller 8, Lockwood 0; Rich Hill 18, Adrian 7; Cass-Midway 41, St. Paul Lutheran 6; Fayette 12, Scotland County 0; Hardin-Central 13, Wellington-Napoleon 0; Milan 13, Braymer 7 (ot); Maysville 35, Albany 0.

Quarterfinals: Valle Catholic 34, Miller 9; Cass-Midway 17, Rich Hill 6; Hardin-Central 12, Fayette 7; Milan 27, Maysville 21.

Semifinals: Valle Catholic 37, Cass-Midway 0; Hardin-Central 14, Milan 0.

Championship: Valle Catholic 44, Hardin-Central 16.

Class 2A

Sectionals: Malden 14, Grandview (Hillsboro) 0; John Burroughs 32, Van-Far 6; Monroe City 42, Tipton 0; Brookfield 40, Highland 0; East Newton 20, Cabool 13; Warsaw 20, Butler 14; Lexington 6, St. Pius X (KC) 0; Plattsburg 20, East Buchanan 14.

Quarterfinals: John Burroughs 9, Malden 6 (ot); Brookfield 16, Monroe City 8; Warsaw 28, East Newton 16; Plattsburg 26, Lexington 7.

Semifinals: John Burroughs 17, Brookfield 0; Plattsburg 47, Warsaw 30.

Championship: John Burroughs 21, Plattsburg 7.

Class 3A

Sectionals: Ste. Genevieve 40, Dexter 20; Jennings 8, Priory 7; St. Francis Borgia 35, Duchesne 0; Macon 20, Knob Noster 0; Bolivar 26, Houston 0; Aurora 27, Mount Vernon 0; O'Hara 7, El Dorado Springs 0; Maryville 16, Kearney 15.

Quarterfinals: Ste. Genevieve 42, Jennings 6; Macon 41, St. Francis Borgia 7; Bolivar 20, Aurora 17; Maryville 23, O'Hara 16 (ot).

Semifinals: Ste. Genevieve 28, Macon 0; Bolivar 14, Maryville 0.

Championship: Ste. Genevieve 22, Bolivar 15.

Class 4A

Sectionals: Potosi 12, Central (New Madrid County) 0; Festus 18, Union 3; Ladue Horton Watkins 29, Cleveland Naval Jr. ROTC 0; Rock Bridge 19, Mexico 0; Republic 12, Rolla 2; Webb City 14, Camdenton 13; Hickman Mills 18, Belton 0; Lafayette (St. Joseph) 7, Benton (St. Joseph) 0.

Quarterfinals: Festus 24, Potosi 12; Rock Bridge 31, Ladue Horton Watkins 14; Webb City 22, Republic 15; Hickman Mills 14, Lafayette (St. Joseph) 8.

Semifinals: Rock Bridge 20, Festus 0; Webb City 35, Hickman Mills 7.

Championship: Webb City 24, Rock Bridge 21.

Class 5A

Sectionals: Kirkwood 24, Oakville 14; Parkway Central 55, Parkway South 0; Hazelwood East 18, SLUH 9; Hazelwood Central 12, Pattonville 7; Jefferson City 41, St. Charles West 0; Kickapoo 3, Waynesville 0 (ot); Blue Springs 3, Rockhurst 0; Oak Park 22, Liberty 6;

Quarterfinals: Parkway Central 32, Kirkwood 6; Hazelwood East 40, Hazelwood Central 0; Jefferson City 62, Kickapoo 7; Blue Springs 24, Oak Park 23.

Semifinals: Parkway Central 29, Hazelwood East 14; Blue Springs 28, Jefferson City 3.

Championship: Blue Springs 39, Parkway Central 35.

1993

8-Man

Semifinals: North Andrew 28, Miami 14; South Holt 48, West Nodaway 12.

Championship: North Andrew 30, South Holt 30.

Class 1A

Sectionals: Valle Catholic 28, Springfield Catholic 0; Miller 14, Jasper 9; Adrian 21, Rich Hill 6; Cass-Midway 17, Concordia 0; North Shelby 34, Paris 13; Hardin-Central 34, Wellington-Napoleon 6; Milan 12, Penney 3; Tarkio 40, Bishop LeBlond 20.

Quarterfinals: Valle Catholic 14 Miller 0; Adrian 33, Cass-Midway 0; North Shelby 15, Hardin-Central 14; Milan 27, Tarkio 6.

Semifinals: Valle Catholic 22, Adrian 6; Milan 28, North Shelby 0.

Championship: Milan 19, Valle Catholic 12.

Class 2A

Sectionals: Scott City 26, East Prairie 22; Lutheran North 28, North Callaway 13; Monroe City 33, Blair Oaks 0; Brookfield 53, Mark Twain 25; Liberty (Mountain View) 20, East Newton 14; Warsaw 28, Stockton 14; Pembroke Hill 14, Lexington 13; East Buchanan 32, Plattsburg 8.

Quarterfinals: Lutheran North 12, Scott City 6; Monroe City 21, Brookfield 13; Warsaw 41, Liberty (Mountain View) 20; Pembroke Hill 28, East Buchanan 6.

Semifinals: Lutheran North 38, Monroe City 20; Warsaw 19, Pembroke Hill 3.

Championship: Warsaw 13, Lutheran North 12.

Class 3A

Sectionals: Ste. Genevieve 33, Charleston 12; MICDS 21, Clayton 14; St. Francis Borgia 45, Warrenton 7; Fulton 54, Knob Noster 27; Bolivar 26, Ava 0; Seneca 56, Branson 23; O'Hara 44, Eldon 14; Chillicothe 29, Lincoln Prep Academy 6.

Quarterfinals: Ste. Genevieve 23, MICDS 21; St. Francis Borgia 35, Fulton 30; Bolivar 28, Seneca 14; Chillicothe 22, O'Hara 20 (2ot).

Semifinals: St. Francis Borgia 26, Ste. Genevieve 20; Chillicothe 13, Bolivar 6.

Championship: St. Francis Borgia 24, Chillicothe 21.

Class 4A

Sectionals: Central (New Madrid County) 34, Hillsboro 0; Festus 35, Washington 22; Ladue Horton Watkins 38, Cleveland Naval Jr. ROTC 0; Rock Bridge 20, Mexico 13 (ot); Salem 35, Ozark 21; Webb City 45, Nevada 3; Belton 23, Blue Springs South 21; Benton (St. Joseph) 24, Lafayette (St. Joseph) 15.

Quarterfinals: Festus 14, Central (New Madrid County) 0; Rock Bridge 31, Ladue Horton Watkins 0; Webb City 41, Salem 0; Benton (St. Joseph) 14, Belton 2.

Semifinals: Rock Bridge 35, Festus 0; Webb City 46, Benton (St. Joseph) 0.

Championship: Webb City 20, Rock Bridge 7.

Class 5A

Sectionals: Poplar Bluff 21, Kirkwood 0; Parkway Central 21, Eureka 20; McCluer North 42, SLUH 7; Hazelwood West 35, McCluer 26; Jefferson City 23, St. Charles West 18; Lebanon 22, Joplin 10; Rockhurst 21, Blue Springs 6; Liberty 27, Oak Park 23.

Quarterfinals: Parkway Central 35, Poplar Bluff 0; McCluer North 35, Hazelwood West 7; Jefferson City 41, Lebanon 0; Rockhurst 49, Liberty 22.

Semifinals: McCluer North 10, Parkway Central 7; Jefferson City 7, Rockhurst 6 (ot).

Championship: Jefferson City 35, McCluer North 0.

1994

8-Man

Semifinals: North Andrew 14, Southwest (Ludlow) 8; Fairfax 44, West Nodaway 28.

Championship: Fairfax 40, North Andrew 8.

Class 1A

Sectionals: Brentwood 35, St. Vincent 12; Miller 28, Thayer 20; Adrian 39, Lockwood 0; Cass-Midway 3, Crest Ridge 0; North Shelby 38, Fayette 7; Milan 29, Scotland County 14; Hardin-Central 27, Santa Fe 0; Tarkio 21, North Platte 14.

Quarterfinals: Miller 26, Brentwood 14; Adrian 35, Cass-Midway 0; North Shelby 14, Milan 7; Tarkio 14, Hardin-Central 8.

Semifinals: Miller 18, Adrian 15 (3ot); Tarkio 7, North Shelby 3.

Championship: Miller 20, Tarkio 0.

Class 2A

Sectionals: East Prairie 59, St. Pius X (Festus) 20; John Burroughs 9, Cardinal Ritter 0; Monroe City 34, North Callaway 7; Palmyra 19, Putnam County 15; Springfield Catholic 30, Stockton 8; Warsaw 43, East Newton 6; Pembroke Hill 6, Lexington 0; Smithville 40, Plattsburg 23.

Quarterfinals: East Prairie 10, John Burroughs 7 (ot); Monroe City 20, Palmyra 6; Warsaw 42, Springfield Catholic 0; Pembroke Hill 14, Smithville 0;

Semifinals: Monroe City 37, East Prairie 0; Warsaw 13, Pembroke Hill 9.

Championship: Monroe City 18, Warsaw 13.

Class 3A

Sectionals: Caruthersville 47, Charleston 12; St. Francis Borgia 21, Clayton 10; Duchesne 28, Montgomery County 0; Knob Noster 30, Owensville 13; Ava 30, Buffalo 6; Seneca 40, Branson 34; Odessa 35, Lamar 13; Platte County 28, Chillicothe 14.

Quarterfinals: Caruthersville 18, St. Francis Borgia 7; Knob Noster 35, Duchesne 7; Seneca 30, Ava 0; Odessa 52, Platte County 21.

Semifinals: Knob Noster 28, Caruthersville 7; Odessa 38, Seneca 18.

Championship: Odessa 28, Knob Noster 0.

Class 4A

Sectionals: Jackson 14, Festus 7; Washington 18, Cleveland Naval Jr. ROTC 8; Vianney 7, Ladue Horton Watkins 0; Helias 12, St. Charles West 7; Rolla 20, Ozark 0; Neosho 16, Warrensburg 7; Raymore-Peculiar 35, Van Horn 18; Excelsior Springs 44, Lafayette (St. Joseph) 18.

Quarterfinals: Jackson 28, Washington 0; Helias 13, Vianney 12; Rolla 28, Neosho 15; Excelsior Springs 18, Raymore-Peculiar 16.

Semifinals: Jackson 17, Helias 13; Excelsior Springs 30, Rolla 13.

Championship: Excelsior Springs 12, Jackson 6.

Class 5A

Sectionals: Mehlville 42, Oakville 0; Lafayette (Ballwin) 14, Parkway South 7; Hazelwood East 47, SLUH 28; Pattonville 22, Hazelwood Central 19; Jefferson City 20, Francis Howell North 0; Kickapoo 34, Parkview 7; Blue Springs South 38, Blue Springs 13; Oak Park 38, Liberty 23.

Quarterfinals: Mehlville 12, Lafayette (Ballwin) 0; Pattonville 14, Hazelwood East 3; Jefferson City 14, Kickapoo 12; Oak Park 28, Blue Springs South 21.

Semifinals: Mehlville 30, Pattonville 0; Jefferson City 38, Oak Park 7.

Championship: Jefferson City 14, Mehlville 7.

1995

8-Man

Semifinals: North Andrew 26, DeKalb 12; Worth County 36, Nodaway-Holt 26.

Championship: Worth County 48, North Andrew 26.

Class 1A

Sectionals: Valle Catholic 41, Brentwood 0; Miller 35, Thayer 0; Adrian 6, Rich Hill 0; Cass-Midway 41, Crest Ridge 14; North Shelby 44, Salisbury 8; Gallatin 39, Knox County 14; Wellington-Napoleon 14, Hardin-Central 8; North Platte 44, Tarkio 21.

Quarterfinals: Valle Catholic 36, Miller 13; Adrian 20, Cass-Midway 17; North Shelby 34, Gallatin 0; Wellington-Napoleon 46, North Platte 0.

Semifinals: Valle Catholic 43, Adrian 22; Wellington-Napoleon 39, North Shelby 26.

Championship: Valle Catholic 63, Wellington-Napoleon 13.

Class 2A

Sectionals: Portageville 33, St. Pius X (Festus) 0; John Burroughs 21, Cardinal Ritter 0; Monroe City 14, Hermann 0; Palmyra 30, Marceline 14; Cabool 7, Marionville 6; Warsaw 14, East Newton 7; Lexington 34, Grain Valley 7; Smithville 14, Plattsburg 12.

Quarterfinals: John Burroughs 7, Portageville 0; Palmyra 26, Monroe City 13; Warsaw 35, Cabool 20; Lexington 14, Smithville 13.

Semifinals: John Burroughs 14, Palmyra 7; Lexington 42, Warsaw 22.

Championship: John Burroughs 14, Lexington 14.

Class 3A

Sectionals: Central (New Madrid County) 29, Charleston 12; Herculaneum 19, St. Francis Borgia 17; Warrenton 41, Macon 38 (ot); Knob Noster 31, California 15; Bolivar 25, Salem 21; Seneca 34, Branson 6; Oak Grove 27, Lamar 18; Cameron 24, Platte County 7.

Quarterfinals: Herculaneum 29, Central (New Madrid County) 14; Warrenton 21, Knob Noster 12; Seneca 6, Bolivar 0; Oak Grove 50, Cameron 7.

Semifinals: Herculaneum 22, Warrenton 14; Seneca 40, Oak Grove 14.

Championship: Seneca 35, Herculaneum 14.

Class 4A

Sectionals: Jackson 48, Hillsboro 13; Gateway 15, Pacific 14; Rockwood Summit 21, Vianney 7; Mexico 14, Hannibal 7 (ot); Republic 8, Rolla 7; Camdenton 19, Neosho 0; Center (KC) 18, Marshall 16; Hickman Mills 12, Lafayette (St. Joseph) 7.

Quarterfinals: Jackson 35, Gateway 7; Mexico 13, Rockwood Summit 7; Camdenton 33, Republic 3; Hickman Mills 39, Center (KC) 6.

Semifinals: Jackson 21, Mexico 14; Camdenton 31, Hickman Mills 16.

Championship: Camdenton 20, Jackson 19.

Class 5A

Sectionals: Mehlville 49, Sikeston 14; Parkway South 29, Parkway Central 14; Hazelwood East 54, Sumner 19; Hazelwood Central 35, Pattonville 28; Jefferson City 41, Francis Howell 6; Kickapoo 44, Parkview 27; Blue Springs South 10, Rockhurst 7; Central (St. Joseph) 27, Fort Osage 23.

Quarterfinals: Mehlville 35, Parkway South 14; Hazelwood East 34, Hazelwood Central 32; Kickapoo 21, Jefferson City 14; Blue Springs South 48, Central (St. Joseph) 7.

Semifinals: Hazelwood East 21, Mehlville 17; Blue Springs South 30, Kickapoo 20.

Championship: Hazelwood East 42, Blue Springs South 3.



Brook Olivo (No. 32 left) of St. Francis Borgia helped his Knights to a Class 3A title in 1993 with a 121-yard rushing effort in the championship game against Chillicothe. Borgia won the come-from-behind contest by a 24-21 score to earn the school's only state football title. Olivo went on to stardom at the University of Missouri and a stint with the Detroit Lions of the NFL. (photo by Washington Missourian).

All-Time MSHSAA Football Playoff Results

1996

8-Man

Semifinals: Fairfax 22, DeKalb 14; North Andrew 42, Worth County 22.

Championship: North Andrew 44, Fairfax 18.

Class 1A

Sectionals: Marionville 21, St. Vincent 20; Pierce City 34, Liberal 28 (4ot); Cass-Midway 36, Adrian 18; Crest Ridge 54, Sweet Springs 13; Salisbury 30, Van-Far 7; Scotland County 13, Princeton 8; Santa Fe 35, Norborne 0; Plattsburg 21, Albany 13.

Quarterfinals: Marionville 19, Pierce City 12; Cass-Midway 23, Crest Ridge 6; Scotland County 27, Salisbury 13; Santa Fe 16, Plattsburg 14.

Semifinals: Cass-Midway 31, Marionville 7; Santa Fe 21, Scotland County 19.

Championship: Cass-Midway 42, Santa Fe 13.

Class 2A

Sectionals: Malden 28, Crystal City 20; John Burroughs 12, Berkeley 0; Monroe City 25, Hermann 21; Palmyra 28, Marcelline 12; Springfield Catholic 19, Warsaw 18; Stockton 14, Sherwood 6; Grain Valley 22, St. Pius X (KC) 21 (ot); Penney 15, Smithville 14.

Quarterfinals: John Burroughs 34, Malden 20; Monroe City 14, Palmyra 13; Springfield Catholic 21, Stockton 20; Grain Valley 28, Penney 14.

Semifinals: Monroe City 28, John Burroughs 21 (ot); Springfield Catholic 29, Grain Valley 20.

Championship: Monroe City 21, Springfield Catholic 0.

Class 3A

Sectionals: Charleston 12, Central (New Madrid County) 7; MICDS 40, Affton 0; St. Francis Borgia 48, Salem 7; Chillicothe 38, Macon 6; Branson 38, Mountain Grove 0; Seneca 26, Monett 14; California 20, Richmond 14; Maryville 31, O'Hara 0.

Quarterfinals: MICDS 39, Charleston 38; St. Francis Borgia 20, Chillicothe 3; Branson 47, Seneca 0; Maryville 36, California 0.

Semifinals: MICDS 28, St. Francis Borgia 17; Maryville 21, Branson 14.

Championship: MICDS 44, Maryville 14.

Class 4A

Sectionals: North County (Bonne Terre) 28, Windsor (Imperial) 8; Eureka 36, Chaminate 13; Camdenton 40, Washington 0; Helias 41, St. Charles West 8; Ozark 17, Neosho 13; Webb City 34, Center (KC) 7; Excelsior Springs 32, Warrensburg 0; Westport 28, Benton (St. Joseph) 24.

Quarterfinals: North County (Bonne Terre) 48, Eureka 29; Camdenton 20, Helias 19; Webb City 42, Ozark 13; Excelsior Springs 37, Westport 0.

Semifinals: Camdenton 21, North County (Bonne Terre) 3; Excelsior Springs 14, Webb City 9.

Championship: Excelsior Springs 36, Camdenton 15.



Hazelwood Central assistant coach Cliff Ice celebrates his team's 21-20 win over Oak Park at the Dome in the 1996 Class 5A final. Ice went on to coach Webster Groves to the 2002 Class 5 title (photo by Hazelwood Central HS).

Class 5A

Sectionals: Mehlville 35, Jackson 6; Parkway Central 27, Webster Groves 12; SLUH 7, Sumner 6; Hazelwood Central 30, Pattonville 28; Francis Howell 23, Hickman 12; Jefferson City 44, Glendale 26; Rockhurst 42, Blue Springs 7; Oak Park 35, Liberty 33.

Quarterfinals: Mehlville 62, Parkway Central 27; Hazelwood Central 22, SLUH 7; Jefferson City 41, Francis Howell 15; Oak Park 17, Rockhurst 7.

Semifinals: Hazelwood Central 31, Mehlville 14; Oak Park 38, Jefferson City 35.

Championship: Hazelwood Central 21, Oak Park 20.

1997

8-Man

Semifinals: South Holt 62, DeKalb 28; North Andrew 26, Worth County 24.

Championship: North Andrew 46, South Holt 0.

Class 1A

Sectionals: Marionville 21, St. Vincent 0; Pierce City 30, Liberal 0; Cass-Midway 17, Adrian 8; Crest Ridge 49, St. Paul Lutheran 20; Salisbury 37, Lutheran (St. Charles County) 13; Gallatin 21, Scotland County 12; Santa Fe 32, Polo 19; Plattsburg 34, Rock Port 21.

Quarterfinals: Marionville 10, Pierce City 7; Cass-Midway 20, Crest Ridge 6; Salisbury 31, Gallatin 6; Santa Fe 34, Plattsburg 0.

Semifinals: Marionville 28, Cass-Midway 0; Salisbury 6, Santa Fe 0.

Championship: Salisbury 22, Marionville 20.

Class 2A

Sectionals: Portageville 12, Brentwood 9; Lutheran North 32, Orchard Farm 17; Monroe City 35, Blair Oaks 20; Palmyra 41, Brookfield 0; Springfield Catholic 26, Warsaw 13; East Newton 39, Butler 8; Carrollton 21, Grain Valley 0; Lawson 27, Smithville 20.

Quarterfinals: Portageville 34, Lutheran North 33 (ot); Monroe City 34, Palmyra 28; Springfield Catholic 35, East Newton 13; Carrollton 49, Lawson 7.

Semifinals: Monroe City 53, Portageville 7; Springfield Catholic 35, Carrollton 7.

Championship: Springfield Catholic 28, Monroe City 0.

Class 3A

Sectionals: Central (New Madrid County) 12, Ste. Genevieve 6; MICDS 33, Clayton 6; Owensville 47, St. Francis Borgia 28; Chillicothe 55, Montgomery County 0; Branson 28, Reeds Spring 20; Mount Vernon 31, Monett 21; California 28, Odessa 14; Platte County 35, Oak Grove 14.

Quarterfinals: MICDS 17, Central (New Madrid County) 8; Chillicothe 21, Owensville 14; Branson 33, Mount Vernon 13; California 13, Platte County 6 (ot).

Semifinals: MICDS 20, Chillicothe 10; California 28, Branson 14.

Championship: California 36, MICDS 19.

Class 4A

Sectionals: North County (Bonne Terre) 27, Windsor (Imperial) 8; Eureka 49, Vianney 0; Waynesville 41, Washington 14; McCluer North 20, Helias 0; Ozark 21, Neosho 18; Webb City 45, Raymore-Peculiar 15; Raytown-South 42, Marshall 12; Savannah 56, Westport 8.

Quarterfinals: North County (Bonne Terre) 28, Eureka 0; McCluer North 34, Waynesville 17; Webb City 35, Ozark 14; Savannah 24, Raytown South 14.

Semifinals: North County (Bonne Terre) 27, McCluer North 14; Webb City 19, Savannah 7.

Championship: Webb City 44, North County (Bonne Terre) 14.

Class 5A

Sectionals: Jackson 34, Kirkwood 7; Parkway Central 42, Northwest (House Sp.) 14; SLUH 42, Roosevelt 0; Pattonville 14, Riverview Gardens 10; Hickman 49, Francis Howell 14; Jefferson City 49, Glendale 13; Blue Springs 20, Rockhurst 6; Liberty 42, Oak Park 28.

Quarterfinals: Parkway Central 31, Jackson 10; Pattonville 42, SLUH 7; Jefferson City 35, Hickman 14; Liberty 34, Blue Springs 8.

Semifinals: Parkway Central 29, Pattonville 0; Jefferson City 43, Liberty 19.

Championship: Jefferson City 23, Parkway Central 19.



Platte County High School became the first school since 1990 to win three straight Show-Me Bowl titles when it captured the Class 3 title in 2002. At the time, the Pirates were just the fifth school to "three-peat" in football. (Jostens).

1998

8-Man

Semifinals: DeKalb 64, Mound City 46; Worth County 54, North Andrew 0.

Championship: Worth County 58, DeKalb 16.

Class 1A

Sectionals: St. Vincent 10, Cardinal Ritter 0; Fair Grove 46, Miller 27; Adrian 49, Liberal 14; Cass-Midway 7, Crest Ridge 0; Salisbury 34, Scotland County 20; Santa Fe 48, Wellington-Napoleon 19; North Platte 39, Polo 12; Maysville 13, Gallatin 12.

Quarterfinals: St. Vincent 21, Fair Grove 7; Adrian 45, Cass-Midway 7; Salisbury 14, Santa Fe 7; North Platte 35, Maysville 22.

Semifinals: St. Vincent 17, Adrian 14; North Platte 28, Salisbury 22.

Championship: North Platte 30, St. Vincent 7.

Class 2A

Sectionals: Scott City 21, Malden 0; Lutheran North 24, St. Pius X (Festus) 18; Hermann 35, Louisiana 6; Monroe City 28, Brookfield 6; Springfield Catholic 23, East Newton 20; Warsaw 42, Stockton 12; St. Pius X (KC) 42, Carrollton 7; Lathrop 26, Trenton 6.

Quarterfinals: Lutheran North 24, Scott City 17; Monroe City 47, Hermann 14; Springfield Catholic 34, Warsaw 0; St. Pius X (KC) 22, Lathrop 21.

Semifinals: Monroe City 21, Lutheran North 3; St. Pius X (KC) 20, Springfield Catholic 14.

Championship: St. Pius X (KC) 14, Monroe City 0.

Class 3A

Sectionals: Ste. Genevieve 14, Central (New Madrid County) 0; Duchesne 28, Jennings 0; Warrenton 45, Sullivan 22; California 42, Fulton 0; Ava 36, Cassville 14; Harrisonville 41, Monett 6; Boonville 44, Southeast (KC) 8; O'Hara 30, Chillicothe 27.

Quarterfinals: Ste. Genevieve 21, Duchesne 20 (ot); California 49, Warrenton 16; Harrisonville 41, Ava 7; Boonville 24, O'Hara 6.

Semifinals: California 21, Ste. Genevieve 7; Boonville 27, Harrisonville 21.

Championship: Boonville 33, California 22.

Class 4A

Sectionals: North County (Bonne Terre) 35, Perryville 14; Salem 38, Eureka 28; Sumner 30, Clayton 10; Helias 34, St. Charles West 7; Ozark 30, Camdenton 7; Branson 31, Nevada 28; Belton 27, Hickman Mills 7; Central (KC) 14, Lafayette (St. Joseph) 6.

Quarterfinals: Salem 33, North County (Bonne Terre) 0; Helias 35, Sumner 6; Ozark 40, Branson 17; Central (KC) 20, Belton 7.

Semifinals: Helias 28, Salem 7; Ozark 24, Central (KC) 0.

Championship: Helias 37, Ozark 12.

Class 5A

Sectionals: Kirkwood 41, Poplar Bluff 25; Parkway West 38, Rockwood Summit 14; Parkway North 36, Pattonville 14; Riverview Gardens 20, SLUH 7; Francis Howell 32, Ft. Zumwalt South 14; Jefferson City 63, Glendale 7; Rockhurst 49, Blue Springs South 14; Hickman 49, Oak Park 14.

Quarterfinals: Kirkwood 26, Parkway West 0; Riverview Gardens 25, Parkway North 20; Jefferson City 45, Francis Howell 13; Rockhurst 43, Hickman 16.

Semifinals: Riverview Gardens 20, Kirkwood 14; Jefferson City 28, Rockhurst 21.

Championship: Riverview Gardens 41, Jefferson City 34.

1999

8-Man

Semifinals: Mound City 42, DeKalb 26; North Andrew 54, Worth County 48.

Championship: Mound City 62, North Andrew 60.

Class 1A

Sectionals: St. Vincent 38, Lutheran (St. Charles County) 0; Greenfield 41, Miller 9; Rich Hill 37, Lockwood 7; Crest Ridge 40, Sherwood 19; Milan 35, Salisbury 28; Santa Fe 59, Concordia 19; Hardin-Central 34, East Buchanan 10; South Harrison 28, Rock Port 26.

Quarterfinals: St. Vincent 11, Greenfield 8; Rich Hill 15, Crest Ridge 14; Santa Fe 20, Milan 7; South Harrison 26, Hardin-Central 8.

Semifinals: Rich Hill 21, St. Vincent 0; Santa Fe 20, South Harrison 0.

Championship: Rich Hill 15, Santa Fe 7.

Class 2A

Sectionals: Scott City 42, Malden 12; Lutheran North 48, St. Pius X (Festus) 13; North Callaway 43, Louisiana 12; Palmyra 27, Clark County 20; Willow Springs 28, East Newton 22; El Dorado Springs 38, Warsaw 26; St. Pius X (KC) 33, Lafayette County 19; Lawson 49, Marcelline 7.

Quarterfinals: Lutheran North 47, Scott City 21; Palmyra 23, North Callaway 12; El Dorado Springs 31, Willow Springs 22; St. Pius X (KC) 42, Lawson 28.

Semifinals: Lutheran North 40, Palmyra 10; St. Pius X (KC) 35, El Dorado Springs 13.

Championship: Lutheran North 28, St. Pius X 21.

Class 3A

Sectionals: Central (New Madrid County) 34, Ste. Genevieve 0; Duchesne 36, Jennings 8; Sullivan 48, Montgomery County 8; California 56, Fulton 26; Aurora 45, Ava 6; Oak Grove 35, Seneca 7; Boonville 54, Lincoln Prep Academy 0; Platte County 34, Chillicothe 28 (2ot).

Quarterfinals: Duchesne 25, Central (New Madrid County) 20; California 49, Sullivan 14; Aurora 31, Oak Grove 20; Platte County 53, Boonville 35.

Semifinals: California 35, Duchesne 0; Aurora 14, Platte County 0.

Championship: Aurora 7, California 0.

Class 4A

Sectionals: North County (Bonne Terre) 14, Hillsboro 6; Salem 52, University City 27; Sumner 36, Ladue Horton Watkins 34; Helias 20, Chaminate 3; Camdenton 31, Ozark 9; Willard 14, Neosho 13; Park Hill South 23, Belton 9; Central (KC) 35, Benton (St. Joseph) 18.

Quarterfinals: Salem 30, North County (Bonne Terre) 28; Helias 35, Sumner 0; Camdenton 41, Willard 7; Park Hill South 42, Central (KC) 6.

Semifinals: Helias 7, Salem 0; Camdenton 28, Park Hill South 7.

Championship: Camdenton 15, Helias 14.

Class 5A

Sectionals: Mehlville 49, Jackson 7; Rockwood Summit 47, Lafayette (Ballwin) 34; Pattonville 17, Parkway South 0; SLUH 35, Hazelwood East 33; Francis Howell 16, Ft. Zumwalt South 7; Jefferson City 49, Kickapoo 28; Rockhurst 36, Blue Springs South 6; Liberty 34, Oak Park 24.

Quarterfinals: Mehlville 37, Rockwood Summit 3; SLUH 34, Pattonville 17; Jefferson City 37, Francis Howell 27; Rockhurst 28, Liberty 7.

Semifinals: Mehlville 19, SLUH 14; Rockhurst 34, Jefferson City 0.

Championship: Mehlville 15, Rockhurst 7.

All-Time MSHSAA Football Playoff Results

2000

8-Man

Semifinals: Mound City 42, Miami 39; Worth County 62, North Andrew 20.

Championship: Worth County 44, Mound City 14.

Class 1A

Sectionals: St. Vincent 28, Van-Far 0; Westran 15, Sweet Springs 14; Pierce City 18, Greenfield 6; Adrian 41, Lockwood 12; East Buchanan 30, Cass-Midway 13; Santa Fe 33, St. Mary's (Indep.) 0; Braymer 10, Rock Port 8; South Harrison 35, Schuyler County 7.

Quarterfinals: St. Vincent 31, Westran 8; Adrian 28, Pierce City 0; Santa Fe 44, East Buchanan 15; South Harrison 38, Braymer 0.

Semifinals: St. Vincent 24, Adrian 7; Santa Fe 21, South Harrison 19.

Championship: Santa Fe 12, St. Vincent 0.

Class 2A

Sectionals: Malden 34, Charleston 14; Lutheran North 21, Principia 7; North Callaway 18, Cuba 7; Palmyra 13, South Shelby 0; Willow Springs 21, Stockton 20 (ot); East Newton 27, El Dorado Springs 19; Grain Valley 7, Brookfield 0; St. Pius X (KC) 20, Plattsburg 0.

Quarterfinals: Lutheran North 12, Malden 6; Palmyra 16, North Callaway 14; East Newton 27, Willow Springs 20 (ot); St. Pius X (KC) 24, Grain Valley 7.

Semifinals: Palmyra 21, Lutheran North 14; St. Pius X (KC) 35, East Newton 7.

Championship: St. Pius X (KC) 34, Palmyra 21.

Class 3A

Sectionals: Festus 30, Central (New Madrid County) 28; MICDS 28, Clayton 14; St. Francis Borgia 28, Fulton 7; Salem 7, California 6; Marshfield 14, Buffalo 8; O'Hara 23, Seneca 0; Oak Grove 19, Odessa 0; Platte County 35, Chillicothe 7.

Quarterfinals: Festus 24, MICDS 15; Salem 21, St. Francis Borgia 17; O'Hara 42, Marshfield 6; Platte County 45, Oak Grove 0.

Semifinals: Salem 35, Festus 26; Platte County 35, O'Hara 21.

Championship: Platte County 32, Salem 9.

Class 4A

Sectionals: Central (Cape Girardeau) 33, Hillsboro 17; Washington 39, Eureka 27; McCluer North 48, Cleveland Naval Jr. ROTC 14; Hannibal 24, St. Charles 6; Camdenton 30, Warrensburg 7; Webb City 31, Ozark 6; Excelsior Springs 31, Belton 0; Park Hill 47, Central (KC) 0.

Quarterfinals: Washington 21, Central (Cape Girardeau) 14; McCluer North 45, Hannibal 29; Webb City 42, Camdenton 0; Park Hill 21, Excelsior Springs 14.

Semifinals: McCluer North 28, Washington 16; Webb City 35, Park Hill 27.

Championship: Webb City 41, McCluer North 0.

Class 5A

Sectionals: Parkway South 45, Poplar Bluff 0; Parkway West 20, Kirkwood 12; Pattonville 23, DeSmet 17 (3ot); CBC 31, Hazelwood East 20; Hickman 28, Francis Howell Central 7; Kickapoo 34, Lebanon 7; Blue Springs 42, Fort Osage 28; Rockhurst 20, Liberty 17 (ot).

Quarterfinals: Parkway South 40, Parkway West 0; Pattonville 41, CBC 13; Kickapoo 12, Hickman 6; Rockhurst 20, Blue Springs 16.

Semifinals: Pattonville 24, Parkway South 20; Rockhurst 26, Kickapoo 14.

Championship: Rockhurst 23, Pattonville 7.

2001

8-Man

Semifinals: Miami 52, Mound City 6; Worth County 54, St. Joseph Christian 22.

Championship: Worth County 48, Miami 40.

Class 1A

Sectionals: Hayti 37, Cardinal Ritter 0; Tipton 63, Salisbury 22; Diamond 26, Pierce City 24; Lockwood 28, Adrian 0; West Platte 34, Hogan Prep Academy 14; Santa Fe 47, St. Mary's (Indep.) 9; Rock Port 35, Braymer 0; South Harrison 34, Schuyler County 14.

Quarterfinals: Tipton 45, Hayti 8; Lockwood 48, Diamond 6; West Platte 14, Santa Fe 6; South Harrison 34, Rock Port 16.

Semifinals: Lockwood 28, Tipton 7; West Platte 13, South Harrison 12.

Championship: West Platte 20, Lockwood 13.

Class 2A

Sectionals: Charleston 27, Portageville 6; John Burroughs 42, St. Pius X (Festus) 16; Blair Oaks 40, North Callaway 6; Monroe City 53, South Shelby 26; Springfield Catholic 20, Willow Springs 3; Warsaw 16, East Newton 12; Grain Valley 18, Brookfield 7; St. Pius X (KC) 34, Plattsburg 24.

Quarterfinals: John Burroughs 42, Charleston 22; Monroe City 42, Blair Oaks 13; Warsaw 44, Springfield Catholic 16; Grain Valley 24, St. Pius X (KC) 16.

Semifinals: John Burroughs 33, Monroe City 19; Warsaw 50, Grain Valley 14.

Championship: John Burroughs 36, Warsaw 32.

Class 3A

Sectionals: Central (New Madrid County) 28, Ste. Genevieve 6; Clayton 28, Herculaneum 8; Duchesne 23, Fulton 20; Salem 27, Versailles 21 (ot); Bolivar 28, Marshfield 7; Carl Junction 21, O'Hara 14 (ot); Odessa 20, Smithville 0; Platte County 29, Chillicothe 7.

Quarterfinals: Central (New Madrid County) 49, Clayton 26; Salem 35, Duchesne 7; Carl Junction 15, Bolivar 12; Platte County 29, Odessa 13.

Semifinals: Central (New Madrid County) 43, Salem 23; Platte County 36, Carl Junction 6.

Championship: Platte County 21, Central (New Madrid County) 14.

Class 4A

Sectionals: Central (Cape Gir.) 53, North County (Bonne Terre) 52 (2ot); Washington 21, Ladue Horton Watkins 20 (2ot); McCluer North 17, Vashon 14; Hanibal 17, Chaminade 13; Camdenton 14, Warrensburg 7 (ot); Webb City 42, Nixa 20; Center (Kansas City) 20, Raymore-Peculiar 7; Park Hill 49, Westport Edison Charter 14.

Quarterfinals: Washington 18, Central (Cape Gir.) 17; Hannibal 24, McCluer North 14; Webb City 21, Camdenton 7; Park Hill 55, Center (Kansas City) 8.

Semifinals: Washington 37, Hannibal 7; Webb City 31, Park Hill 17.

Championship: Webb City 45, Washington 0.

Class 5A

Sectionals: Jackson 31, Rockwood Summit 6; Parkway West 24, Lindbergh 7; Webster Groves 38, Pattonville 14; Hazelwood East 14, SLUH; Jefferson City 42, Ft. Zumwalt West 6; Kickapoo 28, Hillcrest 6; Blue Springs 33, Winnetonka 7; Rockhurst 34, Oak Park 14.

Quarterfinals: Jackson 19, Parkway West 0; Hazelwood East 35, Webster Groves 7; Jefferson City 19, Kickapoo 14; Blue Springs 31, Rockhurst 26.

Semifinals: Hazelwood East 21, Jackson 0; Blue Springs 24, Jefferson City 15.

Championship: Blue Springs 28, Hazelwood East 12.

2002

8-Man

Semifinals: DeKalb 36, Mound City 32; King City 28, North Andrew 24.

Championship: DeKalb 30, King City 26.

Class 1

Sectionals: Hayti 32, Paris 13; Tipton 44, Salisbury 38; Ash Grove 48, Sarcoxie 0; Lockwood 48, Osceola 8; Adrian 14, St. Mary's (Independence) 10; Santa Fe 14, Polo 7; East Buchanan 27, Tarkio 24; Princeton 34, Scotland County 6.

Quarterfinals: Hayti 44, Tipton 21; Ash Grove 33, Lockwood 28; Adrian 28, Santa Fe 24; Princeton 34, East Buchanan 20.

Semifinals: Hayti 34, Ash Grove 12; Adrian 35, Princeton 10.

Championship: Adrian 35, Hayti 22.

Class 2

Sectionals: Portageville 6, Charleston 0; Lutheran North 37, Principia 13; Centralia 28, Monroe City 0; Blair Oaks 41, Montgomery County 19; Willow Springs 29, Springfield Catholic 18; Warsaw 28, East Newton 7; St. Pius X (KC) 40, Lafayette County 7; Plattsburg 41, Brookfield 7.

Quarterfinals: Lutheran North 13, Portageville 7; Centralia 33, Blair Oaks 20; Warsaw 42, Willow Springs 18; St. Pius X (KC) 27, Plattsburg 20.

Semifinals: Centralia 14, Lutheran North 7; St. Pius X (KC) 23, Warsaw 0.

Championship: St. Pius X (KC) 28, Centralia 6.

Class 3

Sectionals: Ste. Genevieve 36, Dexter 7; St. Francis Borgia 23, MICDS 9; Kirksville 28, Timberland 12; Salem 31, Versailles 29; Mountain Grove 17, Aurora 7; Seneca 49, Harrisonville 9; Odessa 27, Oak Grove 3; Platte County 35, Chillicothe 21.

Quarterfinals: Ste. Genevieve 42, St. Francis Borgia 20; Salem 42, Kirksville 27; Seneca 28, Mountain Grove 14; Platte County 21, Odessa 14.

Semifinals: Salem 34, Ste. Genevieve 28; Platte County 33, Seneca 6.

Championship: Platte County 34, Salem 13.

Class 4

Sectionals: Central (Cape Gir.) 36, Windsor (Imperial) 0; Eureka 41, St. Clair 8; Clayton 28, Cleveland NJROTC 12; Hannibal 29, St. Charles West 19; Helias 27, Nixa 21; Webb City 55, Republic 14; Marshall 42, Hickman Mills 40; Kearney 42, Westport Edison Charter 0.

Quarterfinals: Eureka 24, Central (Cape Gir.) 21; Clayton 39, Hannibal 20; Webb City 24, Helias 21 (ot); Kearney 52, Marshall 0.

Semifinals: Eureka 26, Clayton 14; Kearney 35, Webb City 11.

Championship: Kearney 36, Eureka 22.

Class 5

Quarterfinals: Webster Groves 36, Parkway Central 24; McCluer North 35, Riverview Gardens 0; Raymore-Peculiar 44, Vianney 14; Park Hill 21, William Chrisman 7.

Semifinals: Webster Groves 39, McCluer North 38 (2ot); Raymore-Peculiar 34, Park Hill 14.

Championship: Webster Groves 23, Raymore-Peculiar 22.

Class 6

Quarterfinals: Lindbergh 31, Kirkwood 20; Mehlville 17, Pattonville 14; Rock Bridge 42, Ft. Zumwalt West 7; Rockhurst 21, Blue Springs 7.

Semifinals: Lindbergh 27, Mehlville 21; Rockhurst 46, Rock Bridge 13.

Championship: Rockhurst 41, Lindbergh 7.

2003

8-Man

Semifinals: Mound City 28, DeKalb 22; North Andrew 70, North Nodaway 20.

Championship: Mound City 64, North Andrew 16.

Class 1

Sectionals: Paris 29, St. Vincent 20; Tipton 21, Salisbury 12; Marionville 45, Greenfield 8; Lockwood 26, Osceola 3; Cass-Midway 36, Orrick 24; Santa Fe 37, Polo 23; Mid-Buchanan 32, Rock Port 0; Princeton 36, Scotland County 0.

Quarterfinals: Tipton 35, Paris 0; Marionville 7, Lockwood 0; Santa Fe 15, Cass-Midway 12; Princeton 33, Mid-Buchanan 21.

Semifinals: Marionville 21, Tipton 6; Princeton 54, Santa Fe 12.

Championship: Marionville 19, Princeton 0.

Class 2

Sectionals: Caruthersville 35, Crystal City 14; Lutheran North 21, Principia 7; Centralia 41, Palmyra 14; Blair Oaks 49, Montgomery County 26; Springfield Catholic 17, Willow Springs 7; Warsaw 21, Lamar 7; Lawson 31, Pembroke Hill 21; Plattsburg 27, Brookfield 7.

Quarterfinals: Caruthersville 13, Lutheran North 7; Centralia 38, Blair Oaks 7; Springfield Catholic 20, Warsaw 6; Lawson 36, Plattsburg 14.

Semifinals: Centralia 44, Caruthersville 3; Lawson 24, Springfield Catholic 10.

Championship: Centralia 42, Lawson 9.

Class 3

Sectionals: Ste. Genevieve 41, Central (New Madrid County) 12; Duchesne 48, Herculaneum 21; Moberly 19, Timberland 14; Owensville 34, Fulton 6; Aurora 24, Mountain Grove 23; Harrisonville 24, Cassville 12; Richmond 56, California 23; Chillicothe 28, Platte County 14.

Quarterfinals: Ste. Genevieve 20, Duchesne 14; Owensville 26, Moberly 14; Harrisonville 40, Aurora 7; Richmond 6, Chillicothe 0.

Semifinals: Ste. Genevieve 37, Owensville 22; Harrisonville 42, Richmond 0.

Championship: Harrisonville 35, Ste. Genevieve 0.

Class 4

Sectionals: North County (Bonne Terre) 49, Central (Cape Girardeau) 13; Ladue Horton Watkins 40, Union 0; Vashon 27, St. Mary's (St. Louis) 7; Holt 6, St. Charles 0; Nixa 21, Helias 14; Webb City 35, Hillcrest 6; Grandview 31, Smith-Cotton 21; Kearney 77, Central (Kansas City) 14.

Quarterfinals: Ladue Horton Watkins 36, North County (Bonne Terre) 14; Vashon 0; Webb City 29, Nixa 15; Kearney 55, Grandview 20.

Semifinals: Ladue Horton Watkins 28, Holt 14; Kearney 43, Webb City 0.

Championship: Kearney 43, Ladue Horton Watkins 0.

Class 5

Quarterfinals: Webster Groves 56, Parkway Central 32; Hazelwood East 34, Riverview Gardens 6; Belton 53, Glendale 15; Park Hill 14, Winnetonka 13.

Semifinals: Webster Groves 42, Hazelwood East 35; Park Hill 34, Park Hill 34, Webster Groves 20.

Championship: Webster Groves 20.

Class 6

Quarterfinals: Lindbergh 43, Kirkwood 27; Hazelwood Central 38, Mehlville 17; Hickman 24, Fort Zumwalt West 8; Blue Springs 24, Rockhurst 7.

Semifinals: Hazelwood Central 59, Lindbergh 21; Blue Springs 17, Rockhurst 7.

Championship: Blue Springs 53, Hazelwood Central 0.



Harrisonville's 2003 victory over Ste. Genevieve gave the Wildcats their first state football title. Coach Fred Bouchard's team would appear in four straight Show-Me Bowls from 2003-06, winning three. (Columbia Photo).

All-Time MSHSAA Football Playoff Results

2004

8-Man

Semifinals: South Holt 60, Stewartsville 21; St. Joseph Christian 28, Stanberry 25.

Championship: South Holt 66, St. Joe Christian 48.

Class 1

Sectionals: St. Vincent 24, South Shelby 7; Salisbury 15, Tipton 13; Marionville 20, Pierce City 0; Greenfield 44, Skyline 17; Drexel 20, Orrick 14; Santa Fe 20, Gallatin 12; East Buchanan 42, Rock Port 0; Marceline 23, Scotland County 0.

Quarterfinals: St. Vincent 19, Salisbury 0; Marionville 35, Greenfield 12; Santa Fe 48, Drexel 18; East Buchanan 31, Marceline 7.

Semifinals: St. Vincent 20, Marionville 14; East Buchanan 21, Santa Fe 14.

Championship: St. Vincent 21, East Buchanan 0.

Class 2

Sectionals: Caruthersville 49, Charleston 7; Lutheran (St. Peters) 35, Maplewood-Richmond Hts. 7; Monroe City 32, North Callaway 7; Blair Oaks 46, Montgomery County 30; Houston 21, Springfield Catholic 13; Mount Vernon 14, Holden 2; Lawson 44, Knob Noster 18; Cameron 35, Brookfield 20.

Quarterfinals: Caruthersville 27, Lutheran (St. Peters) 10; Blair Oaks 49, Monroe City 29; Houston 50, Mount Vernon 34; Cameron 26, Lawson 14.

Semifinals: Blair Oaks 36, Caruthersville 22; Cameron 39, Houston 6.

Championship: Blair Oaks 27, Cameron 26.

Class 3

Sectionals: Ste. Genevieve 20, Perryville 7; MICDS 42, Herculaneum 7; Kirksville 21, Lutheran North 13; Mountain Grove 38, St. Francis Borgia 16; Bolivar 33, Monett 29; Harrisonville 49, Osage 0; Richmond 22, Oak Grove 14; Maryville 36, Center (Kansas City) 31.

Quarterfinals: MICDS 35, Ste. Genevieve 6; Mountain Grove 27, Kirksville 19; Harrisonville 56, Bolivar 21; Maryville 41, Richmond 7.

Semifinals: MICDS 19, Mountain Grove 14; Harrisonville 26, Maryville 22.

Championship: MICDS 45, Harrisonville 42 (2ot).

Class 4

Sectionals: North County (Bonne Terre) 19, West Plains 7; St. Clair 34, Affton 14; Clayton 30, Summer 0; Holt 18, St. Charles West 10; Camdenton 16, Republic 14; Webb City 41, Ozark 6; Lee's Summit West 9, Raytown South 6 (3ot); Benton (St. Joseph) 27, Westport 6.

Quarterfinals: St. Clair 28, North County (Bonne Terre) 14; Clayton 24, Holt 21; Webb City 20, Camdenton 12; Benton 28, Lee's Summit West 7.

Semifinals: Clayton 35, St. Clair 0; Webb City 42, Benton (St. Joseph) 8.

Championship: Clayton 27, Webb City 26 (ot).

Class 5

Quarterfinals: Parkway Central 17, Rockwood Summit 14; McCluer North 19, Vashon 6; Raymore-Peculiar 42, Waynesville 20; Park Hill South 14, Truman 0.

Semifinals: McCluer North 23, Parkway Central 12; Raymore-Peculiar 40, Park Hill South 11.

Championship: Raymore-Peculiar 37, McCluer North 18.

Class 6

Quarterfinals: Kirkwood 56, Mehlville 28; Hazelwood East 33, Christian Brothers 7; Hickman 44, DeSmet 33; Rockhurst 28, Blue Springs 0.

Semifinals: Hazelwood East 34, Kirkwood 27; Hickman 10, Rockhurst 7.

Championship: Hickman 34, Hazelwood East 7.

2005

8-Man

Semifinals: Mound City 50, Stewartsville 0; Worth County 50, St. Joseph Christian 20.

Championship: Mound City 42, Worth County 0

Class 1

Sectionals: South Shelby 48, Valle Catholic 13; Salisbury 42, Crest Ridge 14; Marionville 60, McAuley Catholic 7; Greenfield 26, Skyline 24; Adrian 76, Wellington-Napoleon 34; Gallatin 41, St. Paul Lutheran 17; West Platte 56, Maysville 14; Putnam County 41, Schuyler County 14.

Quarterfinals: South Shelby 48, Salisbury 7; Marionville 46, Greenfield 7; Adrian 39, Gallatin 29; West Platte 41, Putnam County 16.

Semifinals: Marionville 21, South Shelby 14 (ot); West Platte 32, Adrian 23.

Championship: West Platte 35, Marionville 28.

Class 2

Sectionals: Crystal City 21, Caruthersville 6; Cardinal Ritter 24, Wright City 7; Centralia 26, Clark County 13; Montgomery County 40, Blair Oaks 39; Houston 33, Stafford 20; Mount Vernon 34, Holden 14; Lawson 28, Lafayette County 20; Cameron 45, Brookfield 15.

Quarterfinals: Cardinal Ritter 29, Crystal City 18; Montgomery County 34, Centralia 27; Houston 41, Mount Vernon 27; Cameron 52, Lawson 14.

Semifinals: Montgomery County 42, Cardinal Ritter 7; Cameron 63, Houston 19.

Championship: Cameron 64, Montgomery County 18.

Class 3

Sectionals: Ste. Genevieve 34, Dexter 21; MICDS 31, Herculaneum 24; Moberly 33, Lutheran North 22; Mountain Grove 27, St. Francis Borgia 10; Cassville 31, Bolivar 7; Harrisonville 28, Osage 0; Pleasant Hill 26, Odessa 18; Platte County 26, St. Pius X (Kansas City) 21.

Quarterfinals: MICDS 27, Ste. Genevieve 7; Mountain Grove 32, Moberly 21; Harrisonville 45, Cassville

14; Platte County 41, Pleasant Hill 6.

Semifinals: MICDS 24, Mountain Grove 13; Harrisonville 49, Platte County 6.

Championship: Harrisonville 42, MICDS 0.

Class 4

Sectionals: Farmington 23, West Plains 21; Affton 14, St. Clair 7; Clayton 28, St. Mary's (St. Louis) 7; Duchesne 14, Timberland 6; Camdenton 47, Republic 6; Webb City 35, Ozark 28; Lee's Summit West 40, Grandview 13; Benton (St. Joseph) 53, Northeast (Kansas City) 7.

Quarterfinals: Affton 27, Farmington 6; Duchesne 7, Clayton 0; Camdenton 21, Webb City 14; Lee's Summit West 38, Benton (St. Joseph) 14.

Semifinals: Affton 20, Duchesne 0; Camdenton 25, Lee's Summit West 20.

Championship: Camdenton 36, Affton 19.

Class 5

Quarterfinals: Webster Groves 9, Eureka 7; McCluer North 42, Roosevelt 7; Raymore-Peculiar 36, Waynesville 20; Park Hill 42, Belton 21.

Semifinals: McCluer North 31, Webster Groves 21; Raymore-Peculiar 38, Park Hill 21.

Championship: Raymore-Peculiar 43, McCluer North 21.

Class 6

Quarterfinals: Kirkwood 42, Oakville 21; Hazelwood Central 13, Lafayette (Wildwood) 10; DeSmet 35, Rock Bridge 14; Rockhurst 19, Liberty 12.

Semifinals: Hazelwood Central 36, Kirkwood 28; DeSmet 59, Rockhurst 39.

Championship: DeSmet 48, Hazelwood Central 31.

2006

8-Man

Semifinals: St. Joseph Christian 60, Miami 6; Worth County 38, Mound City 12.

Championship: St. Joseph Christian 62, Worth County 26.

Class 1

Sectionals: St. Vincent 17, Valle Catholic 7; Marionville 41, McAuley Catholic 6; Adrian 28, Lockwood 27; Lone Jack 14, Tipton 7; Gallatin 41, Rock Port 6; Braymer 28, West Platte 25; Orrick 42, Salisbury 6; South Shelby 42, Putnam County 0.

Quarterfinals: Marionville 14, St. Vincent 7; Lone Jack 20, Adrian 6; Gallatin 39, Braymer 9; South Shelby 39, Orrick 20.

Semifinals: Marionville 25, Lone Jack 12; South Shelby 27, Gallatin 24.

Championship: South Shelby 34, Marionville 27 (ot).

Class 2

Sectionals: Caruthersville 28, Crystal City 22; Hermann 56, Maplewood-Richmond Hts. 14; Blair Oaks 28, Centralia 6; Clark County 26, Brookfield 0; Mountain Grove 42, Liberty (Mountain View) 7; Lamar 49, East Newton 21; Hogan Prep 41, Warsaw 18; Lawson 21, Lexington 14.

Quarterfinals: Hermann 48, Caruthersville 16; Blair Oaks 44, Clark County 14; Mountain Grove 13, Lamar 9; Hogan Prep 24, Lawson 14.

Semifinals: Blair Oaks 35, Hermann 25; Hogan Prep 16, Mountain Grove 7.

Championship: Blair Oaks 32, Hogan Prep 24.

Class 3

Sectionals: Ste. Genevieve 39, Central (New Madrid County) 12; Miller Career Academy 24, Westminster Christian Academy 14; Lutheran North 28, Moberly 19; Owensville 10, Osage 7; Mount Vernon 50, Ava 14; Harrisonville 45, Seneca 7; Grain Valley 21, Chillicothe 13; St. Pius X (Kansas City) 17, Platte County 14.

Quarterfinals: Ste. Genevieve 36, Miller Career Academy 22; Owensville 32, Lutheran North 21; Harrisonville 29, Mount Vernon 28; St. Pius X (Kansas City) 42, Grain Valley 12.

Semifinals: Owensville 40, Ste. Genevieve 6; Harrisonville 28, St. Pius X (Kansas City) 21 (ot).

Championship: Harrisonville 56, Owensville 21.

Class 4

Sectionals: Farmington 50, Central (Cape Girardeau) 7; Rockwood Summit 23, Vashon 0; Parkway North 36, Jennings 32; Hannibal 37, St. Charles West 7; Nixa 54, Union 14; Webb City 44, Carthage 20; Lee's Summit West 47, Marshall 7; Benton (St. Joseph) 46, Hickman Mills 27.

Quarterfinals: Farmington 22, Rockwood Summit 15; Hannibal 42, Parkway North 41 (ot); Webb City 35, Nixa 7; Lee's Summit West 28, Benton (St. Joseph) 3.

Semifinals: Hannibal 6, Farmington 0; Webb City 10, Lee's Summit West 6.

Championship: Webb City 26, Hannibal 0.

Class 5

Quarterfinals: McCluer North 35, Parkway West 33; Kirkwood 35, Rolla 11; Raymore-Peculiar 28, Glendale 14; Park Hill 30, William Chrisman 6.

Semifinals: Kirkwood 38, McCluer North 7; Raymore-Peculiar 38, Park Hill 20.

Championship: Raymore-Peculiar 42, Kirkwood 32.

Class 6

Quarterfinals: Mehlville 34, St. Louis Univ. High 7; Christian Brothers 49, Hazelwood Central 21; Jefferson City 30, Francis Howell Central 2; Blue Springs South 28, Blue Springs 24.

Semifinals: Christian Brothers 38, Mehlville 28; Blue Springs South 42, Jefferson City 7.

Championship: Blue Springs South 41, Christian Brothers 7.

2007

8-Man

Semifinals: Hardin-Central 32, St. Joseph Christian 28; Worth County 30, Mound City 22.

Championship: Worth County 70, Hardin-Central 6.

Class 1

Sectionals: Hayti 46, Brentwood 0; Thayer 42, McAuley Catholic 7; Adrian 48, Lockwood 20; Tipton 32, Midway 14; Princeton 28, Maysville 26; West Platte 20, Lathrop 14 (ot); Orrick 46, Fayette 7; South Shelby 43, Marceline 0.

Quarterfinals: Thayer 14, Hayti 13; Tipton 44, Adrian 43; Princeton 45, West Platte 14; Orrick 26, South Shelby 10.

Semifinals: Thayer 35, Tipton 24; Orrick 44, Princeton 24.

Championship: Orrick 20, Thayer 8.

Class 2

Sectionals: Crystal City 29, Charleston 28; Maplewood-Richmond Hts. 22, Hermann 7; Blair Oaks 30, Centralia 21; Trenton 28, Clark County 20; Cabool 28, Mountain Grove 27 (ot); East Newton 35, El Dorado Springs 34; Hogan Prep 50, Warsaw 27; Lawson 43, Carrollton 16.

Quarterfinals: Maplewood-Richmond Hts. 27, Crystal City 14; Blair Oaks 28, Trenton 6; East Newton 21, Cabool 14; Lawson 31, Hogan Prep 8.

Semifinals: Blair Oaks 42, Maplewood-Richmond Hts. 14; Lawson 39, East Newton 14.

Championship: Lawson 38, Blair Oaks 17.

Class 3

Sectionals: Central (New Madrid County) 30, Fredericktown 20; MICDS 16, Miller Career Academy 8; Moberly 45, Lutheran North 18; St. Francis Borgia 36, Osage 10; Mount Vernon 45, Ava 28; Harrisonville 28, Monett 0; Grain Valley 48, Odessa 21; Platte County 10, St. Pius X (Kansas City) 3.

Quarterfinals: MICDS 28, Central (New Madrid County) 27; St. Francis Borgia 49, Moberly 21; Harrisonville 42, Mount Vernon 21; Grain Valley 24, Platte County 21.

Semifinals: MICDS 42, St. Francis Borgia 35 (3ot); Harrisonville 51, Grain Valley 35.

Championship: Harrisonville 49, MICDS 14.

Class 4

Sectionals: Festus 44, West Plains 23; Vashon 27, Rockwood Summit 15; Parkway Central 35, Normandy 14; Timberland 33, Fort Zumwalt North 27 (ot); Ozark 57, Union 56 (ot); Carthage 23, Webb City 22; Lee's Summit West 26, Helias 0; Kearney 48, Hickman Mills 24.

Quarterfinals: Vashon 32, Festus 20; Parkway Central 28, Timberland 12; Ozark 27, Carthage 20; Lee's Summit West 35, Kearney 7.

Semifinals: Parkway Central 51, Vashon 27; Lee's Summit West 21, Ozark 14.

Championship: Lee's Summit West 35, Parkway Central 0.

Class 5

Quarterfinals: Jackson 24, McCluer North 7; Waynesville 14, Kirkwood 7; Belton 41, Glendale 12; Fort Osage 30, Raytown South 0.

Semifinals: Waynesville 25, Jackson 14; Belton 35, Fort Osage 22.


Championship: Waynesville 17, Belton 7.

Class 6

Quarterfinals: Mehlville 39, St. Louis Univ. High 14; Pattonville 51, Lafayette (Wildwood) 21; DeSmet 27, Fort Zumwalt West 20; Rockhurst 42, Blue Springs 17.

Semifinals: Mehlville 19, Pattonville 13; Rockhurst 67, DeSmet 7.

Championship: Rockhurst 28, Mehlville 9.



Raymore-Peculiar celebrates its third consecutive Class 5 title in 2006 with its 42-32 win over Kirkwood at the Dome in St. Louis. The Panthers became just the sixth team to win three straight football titles. (Columbia Photo).