



Official Basketball Box Score - Final
Green City at Dadeville
 03/09/24 Mzzou Arena, Columbia, MO
 MSHSAA Show Me Showdown Class 1 Boys 3rd Place Game

Game Time: 10:00 AM
 Game Duration: 1:14

Officials: Cole Craig, Dane Brooks, Conner Hazelrigg

Green City - 66

Record: 28-3

NO. Name	Min	FG		3P	FT		Rebounds			Fouls		TP	AS	TO	ST	Blocks		+/-
		M-A	M-A	M-A	OR	DR	TOT	PF	FD	BS	BA							
2 Xander Salas	30:21	9-15	1-4	2-4	0	0	0	1	4	21	4	3	2	0	0	20		
12 Asher Buggs-Tipton	24:33	8-11	0-0	3-5	3	3	6	3	4	19	2	7	3	1	0	23		
14 Kaden Hatcher	25:59	3-4	1-1	2-3	1	2	3	0	2	9	3	2	1	0	0	26		
22 Noah Tipton	24:25	3-3	0-0	1-2	0	4	4	1	1	7	0	0	1	0	0	21		
25 Ivan Littrell	25:16	1-4	1-4	1-2	2	8	10	2	1	4	0	2	2	2	0	28		
5 Kaden Johnson	10:49	0-0	0-0	3-4	0	3	3	3	2	3	0	3	1	0	0	-12		
21 Ty Hall	11:12	1-5	1-5	0-0	0	1	1	0	0	3	0	0	0	0	0	-9		
32 Jaden O'Haver	05:19	0-1	0-0	0-0	1	2	3	1	0	0	1	1	0	0	0	-7		
4 Tristin Harrison	01:03	0-0	0-0	0-0	0	0	0	0	0	0	0	0	0	0	0	-5		
20 Aiden Campbell	01:03	0-1	0-1	0-0	0	0	0	0	0	0	0	0	0	0	0	-5		
Team					0	1	1			0		0						
Totals		25-44	4-15	12-20	7	24	31	11	14	66	10	18	10	3	0	16		

Technical Fouls: NONE

Shooting By Period		
1st FG%	8-13	61.5%
3PT%	0-3	0.0%
FT%	2-2	100%
2nd FG%	6-10	60.0%
3PT%	3-5	60.0%
FT%	2-4	50%
3rd FG%	7-11	63.6%
3PT%	1-4	25.0%
FT%	3-5	60%
4th FG%	4-10	40.0%
3PT%	0-3	0.0%
FT%	5-9	55.6%
GMFG%	25-44	56.8%
3PT%	4-15	26.7%
FT%	12-20	60.0%

Dead Ball Rebounds: 4, 0

Dadeville - 50

Record: 22-11

NO. Name	Min	FG		3P	FT		Rebounds			Fouls		TP	AS	TO	ST	Blocks		+/-
		M-A	M-A	M-A	OR	DR	TOT	PF	FD	BS	BA							
1 Paytoon Farmer	22:32	1-4	0-1	0-0	2	0	2	4	0	2	0	4	0	0	0	-20		
3 Brayden Garver	21:49	2-5	1-1	0-0	1	0	1	0	1	5	1	2	0	0	0	-16		
15 Chayse Coose	27:28	5-10	1-2	0-1	3	7	10	3	2	11	2	1	1	0	1	-8		
22 Aidan Jarman	26:49	8-25	1-6	4-5	4	4	8	5	6	21	2	4	4	0	1	-18		
24 Kaleb Getman	21:08	0-5	0-1	0-0	2	2	4	2	0	0	0	4	0	0	1	-14		
0 Briar Clift	15:39	1-1	0-0	0-0	0	2	2	0	0	2	1	1	1	0	0	-2		
12 Peyton Garver	18:28	3-6	0-0	1-1	1	1	2	0	1	7	1	1	0	0	0	-6		
2 Aiden McGill	06:08	1-2	0-0	0-2	1	0	1	0	1	2	1	1	2	0	0	4		
Team					2	0	2			0		0						
Totals		21-58	3-11	5-9	16	16	32	14	11	50	8	18	8	0	3	-16		

Technical Fouls: NONE

Shooting By Period		
1st FG%	4-16	25.0%
3PT%	0-1	0.0%
FT%	0-2	0%
2nd FG%	9-15	60.0%
3PT%	3-4	75.0%
FT%	3-4	75%
3rd FG%	1-11	9.1%
3PT%	0-3	0.0%
FT%	1-1	100%
4th FG%	7-16	43.8%
3PT%	0-3	0.0%
FT%	1-2	50%
GMFG%	21-58	36.2%
3PT%	3-11	27.3%
FT%	5-9	55.6%

Dead Ball Rebounds: 1, 0

	gch	dhs
Biggest lead	23 (4 th 3:32)	0 (1 st 8:00)
Best Scoring Run	16 (3 rd 2:11)	9 (2 nd 1:21)
Lead Changes	0	
Times Tied	0	
Time with Lead	31:46	00:00

	gch	dhs
Points from		
Turnovers	18	17
Paint	42	22
Second Chance	4	11
Fast Breaks	16	2
Bench	6	11

	Period by Period Scoring				
	1st	2nd	3rd	4th	TOT
gch	18	17	18	13	66
dhs	8	24	3	15	50



Official Basketball Play by Play - 1st Period
Green City at Dadeville
 03/09/24 Mzzou Arena, Columbia, MO
 MSHSAA Show Me Showdown Class 1 Boys 3rd Place Game

Game Time: 10:00 AM
 Game Duration: 1:14

Officials: Cole Craig, Dane Brooks, Conner Hazelrigg

Period 1

Period Starters:

dhs	1 Farmer P	3 Garver B	15 Coose C	22 Jarman A	24 Getman K
gch	2 Salas X	12 Buggs-Tipton A	14 Hatcher K	22 Tipton N	25 Littrell I

Game Time	dhs	Score	Diff	gch
08:00	15 COOSE C jumpball lost			12 BUGGS-TIPTON A jumpball won
07:46		0-2	-2	2 SALAS X 2pt FG in the paint, layup made (2)
07:33	22 JARMAN A 2pt FG in the paint, jump shot missed			
07:30				25 LITTRELL I defensive rebound (1)
07:25		0-4	-4	22 TIPTON N 2pt FG in the paint, layup made (2)
07:25				2 SALAS X assist (1)
06:58	22 JARMAN A 2pt FG in the paint, layup missed			
06:54	22 JARMAN A offensive rebound (1)			
06:54	22 JARMAN A 2pt FG second chance in the paint, layup made (2)	2-4	-2	
06:35		2-6	-4	2 SALAS X 2pt FG in the paint, layup made (4)
06:35				12 BUGGS-TIPTON A assist (1)
06:21	22 JARMAN A 2pt FG in the paint, layup missed			
06:15	22 JARMAN A offensive rebound (2)			
06:15	22 JARMAN A 2pt FG second chance in the paint, layup missed			
06:14	15 COOSE C offensive rebound (1)			
06:13	15 COOSE C 2pt FG second chance in the paint, layup missed			
06:10				25 LITTRELL I defensive rebound (2)
06:05	22 JARMAN A foul personal (1 - 1)			2 SALAS X foul drawn (1)
05:57		2-8	-6	12 BUGGS-TIPTON A 2pt FG in the paint, layup made (2)
05:55	Timeout 30 Sec			
05:43	22 JARMAN A foul drawn (1)			2 SALAS X foul personal (1 - 1)
05:22	1 FARMER P turnover lost ball (1)			14 HATCHER K steal (1)
05:16		2-10	-8	14 HATCHER K 2pt FG fast break from turnover in the paint, layup made (2)
05:08	24 GETMAN K 3pt FG, jump shot missed			
05:04				25 LITTRELL I defensive rebound (3)
04:58		2-12	-10	2 SALAS X 2pt FG in the paint, layup made (6)
04:37	22 JARMAN A 2pt FG in the paint, driving layup made (4)	4-12	-8	
04:21				2 SALAS X 2pt FG outside the paint, jump shot missed
04:17	15 COOSE C defensive rebound (2)			
03:59	22 JARMAN A turnover lost ball (1)			
03:59	1 FARMER P substitution out			
03:59	3 GARVER B substitution out			
03:59	0 CLIFT B substitution in			
03:59	12 GARVER P substitution in			
03:59				14 HATCHER K substitution out
03:59				22 TIPTON N substitution out
03:59				25 LITTRELL I substitution out
03:59				5 JOHNSON K substitution in
03:59				21 HALL T substitution in
03:59				32 O'HAVER J substitution in



Official Basketball Play by Play - 1st Period
Green City at Dadeville
 03/09/24 Mzzou Arena, Columbia, MO
 MSHSAA Show Me Showdown Class 1 Boys 3rd Place Game

Game Time: 10:00 AM
 Game Duration: 1:14

Officials: Cole Craig, Dane Brooks, Conner Hazelrigg

Game Time	dhs	Score	Diff	gch
03:50	22 JARMAN A foul shooting (2 - 2)			5 JOHNSON K foul drawn (1)
03:50		4-13	-9	5 JOHNSON K free throw 1 - 2 made (1)
03:50	22 JARMAN A substitution out			
03:50	2 MCGILL A substitution in			
03:50		4-14	-10	5 JOHNSON K free throw 2 - 2 made (2)
03:50				12 BUGGS-TIPTON A substitution out
03:50				14 HATCHER K substitution in
03:29	12 GARVER P 2pt FG in the paint, layup missed			
03:25	24 GETMAN K offensive rebound (1)			
03:25	24 GETMAN K 2pt FG second chance in the paint, layup missed			
03:24				5 JOHNSON K defensive rebound (1)
03:24				5 JOHNSON K turnover lost ball (1)
03:19	24 GETMAN K turnover dribbling violation (1)			
03:03				2 SALAS X 2pt FG from turnover in the paint, layup missed
02:59	0 CLIFT B defensive rebound (1)			
02:52	2 MCGILL A 2pt FG outside the paint, jump shot missed			
02:48				32 O'HAVER J defensive rebound (1)
02:46		4-16	-12	2 SALAS X 2pt FG fast break in the paint, layup made (8)
02:46				32 O'HAVER J assist (1)
02:45	Timeout 60 Sec			
02:45				14 HATCHER K substitution out
02:45				12 BUGGS-TIPTON A substitution in
02:32	24 GETMAN K 2pt FG in the paint, layup missed			
02:29	2 MCGILL A offensive rebound (1)			
02:29	jump ball situation			
02:29	12 GARVER P substitution out			
02:29	24 GETMAN K substitution out			
02:29	1 FARMER P substitution in			
02:29	3 GARVER B substitution in			
02:25	15 COOSE C 2pt FG second chance in the paint, jump shot made (2)	6-16	-10	
02:25	2 MCGILL A assist (1)			
02:05	2 MCGILL A steal (1)			12 BUGGS-TIPTON A turnover bad pass (1)
02:01	2 MCGILL A foul drawn (1)			5 JOHNSON K foul shooting (1 - 2)
02:01	2 MCGILL A free throw fast break 1 - 2 missed			
02:01	offensive dead ball rebound (1)			
02:00	2 MCGILL A free throw fast break 2 - 2 missed			
01:58				21 HALL T defensive rebound (1)
01:43				21 HALL T 3pt FG , jump shot missed
01:38	15 COOSE C defensive rebound (3)			
01:25	3 GARVER B 2pt FG in the paint, jump shot missed			
01:21				5 JOHNSON K defensive rebound (2)
01:14				32 O'HAVER J substitution out
01:14				25 LITTRELL I substitution in
01:12				12 BUGGS-TIPTON A turnover travel (2)
00:56	15 COOSE C 2pt FG from turnover outside the paint, jump shot made (4)	8-16	-8	
00:56	0 CLIFT B assist (1)			
00:44	0 CLIFT B steal (1)			2 SALAS X turnover lost ball (1)



Official Basketball PlaybyPlay - 1st Period
Green City at Dadeville
 03/09/24 Mzzou Arena, Columbia, MO
 MSHSAA Show Me Showdown Class 1 Boys 3rd Place Game

Game Time: 10:00 AM
Game Duration: 1:14

Officials: Cole Craig, Dane Brooks, Conner Hazelrigg

Game Time	dhs	Score	Diff	gch
00:38	3 GARVER B 2pt FG from turnover in the paint, layup missed			
00:37	15 COOSE C offensive rebound (4)			
00:37	15 COOSE C turnover travel (1)			
00:37				5 JOHNSON K substitution out
00:37				14 HATCHER K substitution in
00:15				2 SALAS X 3pt FG from turnover, jump shot missed
00:11				25 LITTRELL I offensive rebound (4)
00:10				21 HALL T 3pt FG from turnover second chance, jump shot missed
00:03				12 BUGGS-TIPTON A offensive rebound (1)
00:03		8-18	-10	12 BUGGS-TIPTON A 2pt FG from turnover second chance in the paint, layup made (4)
END OF PERIOD				
dhs 8-18 gch				



Official Basketball Box Score - 1st Period
Green City at Dadeville
 03/09/24 Mzzou Arena, Columbia, MO
 MSHSAA Show Me Showdown Class 1 Boys 3rd Place Game

Game Time: 10:00 AM
 Game Duration: 1:14

Officials: Cole Craig, Dane Brooks, Conner Hazelrigg

Green City - 18

NO. Name	Min	FG			Rebounds			Fouls		TP	AS	TO	ST	Blocks		+/-
		M-A	3P	FT	OR	DR	TOT	PF	FD					BS	BA	
2 Xander Salas	08:00	4-7	0-1	0-0	0	0	0	1	1	8	1	1	0	0	0	10
12 Asher Buggs-Tipton	06:55	2-2	0-0	0-0	1	0	1	0	0	4	1	2	0	0	0	8
14 Kaden Hatcher	05:44	1-1	0-0	0-0	0	0	0	0	0	2	0	0	1	0	0	12
22 Noah Tipton	04:01	1-1	0-0	0-0	0	0	0	0	0	2	0	0	0	0	0	8
25 Ivan Littrell	05:15	0-0	0-0	0-0	1	3	4	0	0	0	0	0	0	0	0	8
5 Kaden Johnson	03:21	0-0	0-0	2-2	0	2	2	1	1	2	0	1	0	0	0	0
21 Ty Hall	03:59	0-2	0-2	0-0	0	1	1	0	0	0	0	0	0	0	0	2
32 Jaden O'Haver	02:45	0-0	0-0	0-0	0	1	1	0	0	0	1	0	0	0	0	2
Team					0	0	0			0		0				
Totals		8-13	0-3	2-2	2	7	9	2	2	18	3	4	1	0	0	10

Shooting By Period		
1st FG%	8-13	61.5%
3PT%	0-3	0.0%
FT%	2-2	100%
GMFG%	8-13	61.5%
3PT%	0-3	0.0%
FT%	2-2	100.0%

Dead Ball Rebounds: 0, 0

Technical Fouls: NONE

Dadeville - 8

NO. Name	Min	FG			Rebounds			Fouls		TP	AS	TO	ST	Blocks		+/-
		M-A	3P	FT	OR	DR	TOT	PF	FD					BS	BA	
1 Paytoon Farmer	06:30	0-0	0-0	0-0	0	0	0	0	0	0	0	1	0	0	0	-6
3 Brayden Garver	06:30	0-2	0-0	0-0	0	0	0	0	0	0	0	0	0	0	0	-6
15 Chayse Coose	08:00	2-3	0-0	0-0	2	2	4	0	0	4	0	1	0	0	0	-10
22 Aidan Jarman	04:10	2-6	0-0	0-0	2	0	2	2	1	4	0	1	0	0	0	-9
24 Kaleb Getman	05:31	0-3	0-1	0-0	1	0	1	0	0	0	0	1	0	0	0	-12
0 Briar Clift	03:59	0-0	0-0	0-0	0	1	1	0	0	0	1	0	1	0	0	-2
12 Peyton Garver	01:30	0-1	0-0	0-0	0	0	0	0	0	0	0	0	0	0	0	-4
2 Aiden McGill	03:50	0-1	0-0	0-2	1	0	1	0	1	0	1	0	1	0	0	-1
Team					0	0	0			0		0				
Totals		4-16	0-1	0-2	6	3	9	2	2	8	2	4	2	0	0	-10

Shooting By Period		
1st FG%	4-16	25.0%
3PT%	0-1	0.0%
FT%	0-2	0%
GMFG%	4-16	25.0%
3PT%	0-1	0.0%
FT%	0-2	0.0%

Dead Ball Rebounds: 1, 0

Technical Fouls: NONE

	gch	dhs
Biggest lead	12 (1 st 2:46)	0 (1 st 8:00)
Best Scoring Run	8 (1 st 4:58)	4 (1 st 0:56)
Lead Changes	0	
Times Tied	0	
Time with Lead	07:46	00:00

Points from	gch	dhs
Turnovers	6	2
Paint	16	6
Second Chance	2	4
Fast Breaks	4	0
Bench	2	0

	Period by Period Scoring				
	1st	2nd	3rd	4th	TOT
gch	18	17	18	13	66
dhs	8	24	3	15	50



Official Basketball Playby Play - 2nd Period
Green City at Dadeville
 03/09/24 Mzzou Arena, Columbia, MO
 MSHSAA Show Me Showdown Class 1 Boys 3rd Place Game

Game Time: 10:00 AM
Game Duration: 1:14

Officials: Cole Craig, Dane Brooks, Conner Hazelrigg

Period 2

Period Starters:

dhs	1 Farmer P	3 Garver B	12 Garver P	22 Jarman A	24 Getman K
gch	2 Salas X	12 Buggs-Tipton A	14 Hatcher K	22 Tipton N	25 Littrell I

Game Time	dhs	Score	Diff	gch
08:00	0 CLIFT B substitution out			
08:00	2 MCGILL A substitution out			
08:00	15 COOSE C substitution out			
08:00	12 GARVER P substitution in			
08:00	22 JARMAN A substitution in			
08:00	24 GETMAN K substitution in			
08:00				21 HALL T substitution out
08:00				22 TIPTON N substitution in
07:46	22 JARMAN A foul drawn (2)			12 BUGGS-TIPTON A foul offensive (1 - 1)
07:46				12 BUGGS-TIPTON A turnover offensive (3)
07:37	1 FARMER P turnover bad pass (2)			12 BUGGS-TIPTON A steal (1)
07:33				12 BUGGS-TIPTON A 2pt FG from turnover in the paint, layup missed
07:30	22 JARMAN A defensive rebound (3)			
07:29	24 GETMAN K turnover out of bounds (2)			
07:13		8-20	-12	12 BUGGS-TIPTON A 2pt FG from turnover in the paint, layup made (6)
06:59	24 GETMAN K turnover out of bounds (3)			
06:34				12 BUGGS-TIPTON A 2pt FG from turnover in the paint, layup missed
06:30	24 GETMAN K defensive rebound (2)			
06:19	22 JARMAN A 3pt FG , jump shot missed			
06:13				22 TIPTON N defensive rebound (1)
05:59		8-23	-15	14 HATCHER K 3pt FG , jump shot made (5)
05:59				12 BUGGS-TIPTON A assist (2)
05:49	22 JARMAN A foul drawn (3)			12 BUGGS-TIPTON A foul shooting (2 - 2)
05:49	22 JARMAN A free throw 1 - 2 made (5)	9-23	-14	
05:49	1 FARMER P substitution out			
05:49	15 COOSE C substitution in			
05:49				12 BUGGS-TIPTON A substitution out
05:49				5 JOHNSON K substitution in
05:49	22 JARMAN A free throw 2 - 2 made (6)	10-23	-13	
05:22		10-25	-15	22 TIPTON N 2pt FG in the paint, layup made (4)
05:15	15 COOSE C 3pt FG , jump shot made (7)	13-25	-12	
05:15	12 GARVER P assist (1)			
04:59	15 COOSE C foul shooting (1 - 1)			2 SALAS X foul drawn (2)
04:59		13-26	-13	2 SALAS X free throw 1 - 2 made (9)
04:59				2 SALAS X free throw 2 - 2 missed
04:58	12 GARVER P defensive rebound (1)			
04:53	22 JARMAN A 2pt FG outside the paint, jump shot made (8)	15-26	-11	
04:53	22 JARMAN A foul drawn (4)			5 JOHNSON K foul shooting (2 - 3)
04:53				2 SALAS X substitution out
04:53				21 HALL T substitution in
04:53	22 JARMAN A free throw 1 - 1 made (9)	16-26	-10	



Official Basketball Play by Play - 2nd Period
Green City at Dadeville
 03/09/24 Mzzou Arena, Columbia, MO
 MSHSAA Show Me Showdown Class 1 Boys 3rd Place Game

Game Time: 10:00 AM
 Game Duration: 1:14

Officials: Cole Craig, Dane Brooks, Conner Hazelrigg

Game Time	dhs	Score	Diff	gch
04:47	22 JARMAN A steal (1)			14 HATCHER K turnover lost ball (1)
04:43	22 JARMAN A 2pt FG from turnover in the paint, layup made (11)	18-26	-8	
04:33		18-29	-11	21 HALL T 3pt FG , jump shot made (3)
04:33				14 HATCHER K assist (1)
04:22	22 JARMAN A turnover lost ball (2)			22 TIPTON N steal (1)
04:17	24 GETMAN K foul shooting (1 - 2)			22 TIPTON N foul drawn (1)
04:17		18-30	-12	22 TIPTON N free throw fast break 1 - 2 made (5)
04:17				14 HATCHER K substitution out
04:17				25 LITTRELL I substitution out
04:17				2 SALAS X substitution in
04:17				12 BUGGS-TIPTON A substitution in
04:17				22 TIPTON N free throw fast break 2 - 2 missed
04:14	15 COOSE C defensive rebound (5)			
04:07	12 GARVER P turnover lost ball (1)			
04:07	3 GARVER B substitution out			
04:07	0 CLIFT B substitution in			
03:54	22 JARMAN A steal (2)			12 BUGGS-TIPTON A turnover lost ball (4)
03:54	22 JARMAN A 3pt FG from turnover, jump shot made (14)	21-30	-9	
03:54	15 COOSE C steal (1)			12 BUGGS-TIPTON A turnover lost ball (5)
03:54	15 COOSE C 2pt FG from turnover outside the paint, jump shot made (9)	23-30	-7	
03:54	22 JARMAN A assist (1)			
03:08				Timeout 60 Sec
03:08	24 GETMAN K substitution out			
03:08	1 FARMER P substitution in			
02:52				2 SALAS X turnover travel (2)
02:52				5 JOHNSON K substitution out
02:52				22 TIPTON N substitution out
02:52				14 HATCHER K substitution in
02:52				32 O'HAVER J substitution in
02:25	22 JARMAN A 2pt FG from turnover outside the paint, jump shot missed			
02:22				32 O'HAVER J defensive rebound (2)
02:22	22 JARMAN A steal (3)			32 O'HAVER J turnover lost ball (1)
02:20	22 JARMAN A 2pt FG from turnover in the paint, jump shot missed			
02:12	22 JARMAN A offensive rebound (4)			
02:12	jump ball situation			
02:12				12 BUGGS-TIPTON A substitution out
02:12				5 JOHNSON K substitution in
02:11	1 FARMER P turnover bad pass (3)			5 JOHNSON K steal (1)
02:04				21 HALL T 3pt FG from turnover, jump shot missed
02:00	22 JARMAN A defensive rebound (5)			
01:52	22 JARMAN A 2pt FG in the paint, layup made (16)	25-30	-5	
01:40				2 SALAS X 3pt FG , jump shot missed
01:35				14 HATCHER K offensive rebound (1)
01:35				14 HATCHER K turnover travel (2)
01:35	1 FARMER P substitution out			
01:35	3 GARVER B substitution in			



Official Basketball Play by Play - 2nd Period
Green City at Dadeville
 03/09/24 Mzzou Arena, Columbia, MO
 MSHSAA Show Me Showdown Class 1 Boys 3rd Place Game

Game Time: 10:00 AM
 Game Duration: 1:14

Officials: Cole Craig, Dane Brooks, Conner Hazelrigg

Game Time	dhs	Score	Diff	gch
01:21	15 COOSE C 2pt FG from turnover in the paint, layup missed			
01:21	15 COOSE C offensive rebound (6)			
01:21	15 COOSE C 2pt FG from turnover second chance in the paint, layup made (11)	27-30	-3	
01:21	15 COOSE C foul drawn (1)			32 O'HAVER J foul shooting (1 - 4)
01:21				32 O'HAVER J substitution out
01:21				25 LITTRELL I substitution in
01:21	15 COOSE C free throw 1 - 1 missed			
01:19				5 JOHNSON K defensive rebound (3)
01:10		27-32	-5	2 SALAS X 2pt FG in the paint, layup made (11)
00:57	0 CLIFT B substitution out			
00:57	2 MCGILL A substitution in			
00:52	3 GARVER B 3pt FG , jump shot made (3)	30-32	-2	
00:52	15 COOSE C assist (1)			
00:40		30-35	-5	2 SALAS X 3pt FG , jump shot made (14)
00:40				14 HATCHER K assist (2)
00:27	22 JARMAN A 2pt FG outside the paint, jump shot missed			
00:22	12 GARVER P offensive rebound (2)			
00:22	12 GARVER P 2pt FG second chance in the paint, layup missed			
00:21				25 LITTRELL I defensive rebound (5)
00:19	22 JARMAN A substitution out			
00:19	24 GETMAN K substitution in			
00:19	3 GARVER B foul drawn (1)			5 JOHNSON K foul offensive (3 - 5)
00:19				5 JOHNSON K turnover offensive (2)
00:19	12 GARVER P substitution out			
00:19	22 JARMAN A substitution in			
00:19				5 JOHNSON K substitution out
00:19				22 TIPTON N substitution in
00:08	3 GARVER B 2pt FG from turnover outside the paint, floating jump shot made (5)	32-35	-3	
END OF PERIOD				
dhs 32-35 gch				



Officials: Cole Craig, Dane Brooks, Conner Hazelrigg

Green City - 17

NO. Name	Min	FG			Rebounds			Fouls		TP	AS	TO	ST	Blocks		+/-
		M-A	M-A	M-A	OR	DR	TOT	PF	FD					BS	BA	
2 Xander Salas	07:24	2-3	1-2	1-2	0	0	0	0	1	6	0	1	0	0	0	-8
12 Asher Buggs-Tipton	04:16	1-3	0-0	0-0	0	0	0	2	0	2	1	3	1	0	0	-1
14 Kaden Hatcher	06:35	1-1	1-1	0-0	1	0	1	0	0	3	2	2	0	0	0	-2
22 Noah Tipton	05:27	1-1	0-0	1-2	0	1	1	0	1	3	0	0	1	0	0	-5
25 Ivan Littrell	05:04	0-0	0-0	0-0	0	1	1	0	0	0	0	0	0	0	0	2
5 Kaden Johnson	04:50	0-0	0-0	0-0	0	1	1	2	0	0	0	1	1	0	0	-9
21 Ty Hall	04:53	1-2	1-2	0-0	0	0	0	0	0	3	0	0	0	0	0	-8
32 Jaden O'Haver	01:31	0-0	0-0	0-0	0	1	1	1	0	0	0	1	0	0	0	-4
Team					0	0	0			0		0				
Totals		6-10	3-5	2-4	1	4	5	5	2	17	3	8	3	0	0	-7

Shooting By Period		
2 nd FG%	6-10	60.0%
3PT%	3-5	60.0%
FT%	2-4	50%
GMFG%	6-10	60.0%
3PT%	3-5	60.0%
FT%	2-4	50.0%

Dead Ball Rebounds: 0, 0

Technical Fouls: NONE

Dadeville - 24

NO. Name	Min	FG			Rebounds			Fouls		TP	AS	TO	ST	Blocks		+/-
		M-A	M-A	M-A	OR	DR	TOT	PF	FD					BS	BA	
1 Paytoon Farmer	03:44	0-0	0-0	0-0	0	0	0	0	0	0	0	2	0	0	0	-2
3 Brayden Garver	05:28	2-2	1-1	0-0	0	0	0	0	1	5	0	0	0	0	0	0
15 Chayse Coose	05:49	3-4	1-1	0-1	1	1	2	1	1	7	1	0	1	0	0	11
22 Aidan Jarman	08:00	4-8	1-2	3-3	1	2	3	0	3	12	1	1	3	0	0	7
24 Kaleb Getman	05:11	0-0	0-0	0-0	0	1	1	1	0	0	0	2	0	0	0	5
12 Peyton Garver	07:41	0-1	0-0	0-0	1	1	2	0	0	0	1	1	0	0	0	5
0 Briar Clift	03:10	0-0	0-0	0-0	0	0	0	0	0	0	0	0	0	0	0	7
2 Aiden McGill	00:57	0-0	0-0	0-0	0	0	0	0	0	0	0	0	0	0	0	2
Team					0	0	0			0		0				
Totals		9-15	3-4	3-4	3	5	8	2	5	24	3	6	4	0	0	7

Shooting By Period		
2 nd FG%	9-15	60.0%
3PT%	3-4	75.0%
FT%	3-4	75%
GMFG%	9-15	60.0%
3PT%	3-4	75.0%
FT%	3-4	75.0%

Dead Ball Rebounds: 0, 0

Technical Fouls: NONE

	gch	dhs
Biggest lead	15 (2 nd 5:59)	0 (1 st 8:00)
Best Scoring Run	5 (2 nd 5:59)	9 (2 nd 1:21)
Lead Changes	0	
Times Tied	0	
Time with Lead	07:33	00:00

Points from	gch	dhs
Turnovers	3	11
Paint	6	6
Second Chance	0	2
Fast Breaks	1	0
Bench	3	0

	Period by Period Scoring				
	1st	2nd	3rd	4th	TOT
gch	18	17	18	13	66
dhs	8	24	3	15	50



Official Basketball Box Score - First Half
Green City at Dadeville
 03/09/24 Mzzou Arena, Columbia, MO
 MSHSAA Show Me Showdown Class 1 Boys 3rd Place Game

Game Time: 10:00 AM
 Game Duration: 1:14

Officials: Cole Craig, Dane Brooks, Conner Hazelrigg

Green City - 35

NO.	Name	Min	FG			Rebounds			Fouls		TP	AS	TO	ST	Blocks		+/-
			M-A	M-A	M-A	OR	DR	TOT	PF	FD					BS	BA	
2	Xander Salas	15:24	6-10	1-3	1-2	0	0	0	1	2	14	1	2	0	0	0	2
12	Asher Buggs-Tipton	11:11	3-5	0-0	0-0	1	0	1	2	0	6	2	5	1	0	0	7
14	Kaden Hatcher	12:19	2-2	1-1	0-0	1	0	1	0	0	5	2	2	1	0	0	10
22	Noah Tipton	09:28	2-2	0-0	1-2	0	1	1	0	1	5	0	0	1	0	0	3
25	Ivan Littrell	10:19	0-0	0-0	0-0	1	4	5	0	0	0	0	0	0	0	0	10
5	Kaden Johnson	08:11	0-0	0-0	2-2	0	3	3	3	1	2	0	2	1	0	0	-9
21	Ty Hall	08:52	1-4	1-4	0-0	0	1	1	0	0	3	0	0	0	0	0	-6
32	Jaden O'Haver	04:16	0-0	0-0	0-0	0	2	2	1	0	0	1	1	0	0	0	-2
Team						0	0	0			0		0				
Totals			14-23	3-8	4-6	3	11	14	7	4	35	6	12	4	0	0	3

Shooting By Period		
1st FG%	8-13	61.5%
3PT%	0-3	0.0%
FT%	2-2	100%
2nd FG%	6-10	60.0%
3PT%	3-5	60.0%
FT%	2-4	50%
GMFG%	14-23	60.9%
3PT%	3-8	37.5%
FT%	4-6	66.7%

Dead Ball Rebounds: 0, 0

Technical Fouls: NONE

Dadeville - 32

NO.	Name	Min	FG			Rebounds			Fouls		TP	AS	TO	ST	Blocks		+/-
			M-A	M-A	M-A	OR	DR	TOT	PF	FD					BS	BA	
1	Paytoon Farmer	10:14	0-0	0-0	0-0	0	0	0	0	0	0	0	3	0	0	0	-8
3	Brayden Garver	11:58	2-4	1-1	0-0	0	0	0	0	1	5	0	0	0	0	0	-6
15	Chayse Coose	13:49	5-7	1-1	0-1	3	3	6	1	1	11	1	1	1	0	0	1
22	Aidan Jarman	12:10	6-14	1-2	3-3	3	2	5	2	4	16	1	2	3	0	0	-2
24	Kaleb Getman	10:42	0-3	0-1	0-0	1	1	2	1	0	0	0	3	0	0	0	-7
0	Briar Clift	07:09	0-0	0-0	0-0	0	1	1	0	0	0	1	0	1	0	0	5
12	Peyton Garver	09:11	0-2	0-0	0-0	1	1	2	0	0	0	1	1	0	0	0	1
2	Aiden McGill	04:47	0-1	0-0	0-2	1	0	1	0	1	0	1	0	1	0	0	1
Team						0	0	0			0		0				
Totals			13-31	3-5	3-6	9	8	17	4	7	32	5	10	6	0	0	-3

Shooting By Period		
1st FG%	4-16	25.0%
3PT%	0-1	0.0%
FT%	0-2	0%
2nd FG%	9-15	60.0%
3PT%	3-4	75.0%
FT%	3-4	75%
GMFG%	13-31	41.9%
3PT%	3-5	60.0%
FT%	3-6	50.0%

Dead Ball Rebounds: 1, 0

Technical Fouls: NONE

	gch	dhs
Biggest lead	15 (2 nd 5:59)	0 (1 st 8:00)
Best Scoring Run	8 (1 st 4:58)	9 (2 nd 1:21)
Lead Changes	0	
Times Tied	0	
Time with Lead	15:46	00:00

Points from	gch	dhs
Turnovers	9	13
Paint	22	12
Second Chance	2	6
Fast Breaks	5	0
Bench	5	0

	Period by Period Scoring				
	1st	2nd	3rd	4th	TOT
gch	18	17	18	13	66
dhs	8	24	3	15	50



Official Basketball Play - 3rd Period
Green City at Dadeville
 03/09/24 Mzzou Arena, Columbia, MO
 MSHSAA Show Me Showdown Class 1 Boys 3rd Place Game

Game Time: 10:00 AM
 Game Duration: 1:14

Officials: Cole Craig, Dane Brooks, Conner Hazelrigg

Period 3

Period Starters:

dhs	1 Farmer P	3 Garver B	15 Coose C	22 Jarman A	24 Getman K
gch	2 Salas X	12 Buggs-Tipton A	14 Hatcher K	22 Tipton N	25 Littrell I

Game Time	dhs	Score	Diff	gch
08:00	2 MCGILL A substitution out			
08:00	1 FARMER P substitution in			
08:00				21 HALL T substitution out
08:00				12 BUGGS-TIPTON A substitution in
07:44	22 JARMAN A steal (4)			12 BUGGS-TIPTON A turnover lost ball (6)
07:34	24 GETMAN K 2pt FG from turnover in the paint, layup blocked			
07:34				25 LITTRELL I block (1)
07:31				25 LITTRELL I defensive rebound (6)
07:19		32-37	-5	12 BUGGS-TIPTON A 2pt FG in the paint, layup made (8)
06:43	3 GARVER B turnover bad pass (1)			25 LITTRELL I steal (1)
06:32				25 LITTRELL I 3pt FG from turnover, jump shot missed
06:25				12 BUGGS-TIPTON A offensive rebound (2)
06:17				12 BUGGS-TIPTON A 2pt FG from turnover second chance in the paint, layup missed
06:14	15 COOSE C defensive rebound (7)			
06:09	22 JARMAN A 2pt FG outside the paint, jump shot missed			
06:07	24 GETMAN K offensive rebound (3)			
05:59	15 COOSE C 2pt FG second chance outside the paint, jump shot blocked			
05:59				25 LITTRELL I block (2)
05:55				25 LITTRELL I defensive rebound (7)
05:50	22 JARMAN A foul drawn (5)			25 LITTRELL I foul offensive (1 - 1)
05:50				25 LITTRELL I turnover offensive (1)
05:37	22 JARMAN A 2pt FG from turnover outside the paint, jump shot missed			
05:33	3 GARVER B offensive rebound (1)			
05:32	1 FARMER P 3pt FG from turnover second chance, jump shot missed			
05:28				14 HATCHER K defensive rebound (2)
05:26		32-39	-7	14 HATCHER K 2pt FG fast break in the paint, layup made (7)
05:26	1 FARMER P foul shooting (1 - 1)			14 HATCHER K foul drawn (1)
05:26		32-40	-8	14 HATCHER K free throw fast break 1 - 1 made (8)
05:13	1 FARMER P turnover bad pass (4)			25 LITTRELL I steal (2)
05:03		32-43	-11	25 LITTRELL I 3pt FG from turnover, jump shot made (3)
05:03				14 HATCHER K assist (3)
04:35	jump ball situation			
04:35	Timeout 60 Sec			
04:35	3 GARVER B substitution out			
04:35	24 GETMAN K substitution out			
04:35	0 CLIFT B substitution in			
04:35	12 GARVER P substitution in			
04:28	22 JARMAN A 3pt FG, jump shot missed			
04:25				14 HATCHER K defensive rebound (3)



Official Basketball Play by Play - 3rd Period
Green City at Dadeville
 03/09/24 Mzzou Arena, Columbia, MO
 MSHSAA Show Me Showdown Class 1 Boys 3rd Place Game

Game Time: 10:00 AM
 Game Duration: 1:14

Officials: Cole Craig, Dane Brooks, Conner Hazelrigg

Game Time	dhs	Score	Diff	gch
04:17	15 COOSE C foul shooting (2 - 2)			12 BUGGS-TIPTON A foul drawn (1)
04:17		32-44	-12	12 BUGGS-TIPTON A free throw 1 - 2 made (9)
04:17				12 BUGGS-TIPTON A free throw 2 - 2 missed
04:14	22 JARMAN A defensive rebound (6)			
03:56	1 FARMER P 2pt FG outside the paint, jump shot missed			
03:52				22 TIPTON N defensive rebound (2)
03:32				2 SALAS X 3pt FG , jump shot missed
03:28				25 LITTRELL I offensive rebound (8)
03:24		32-46	-14	2 SALAS X 2pt FG second chance in the paint, layup made (16)
03:05	0 CLIFT B turnover bad pass (1)			12 BUGGS-TIPTON A steal (2)
03:02	22 JARMAN A foul shooting (3 - 3)			12 BUGGS-TIPTON A foul drawn (2)
03:02				12 BUGGS-TIPTON A free throw fast break 1 - 2 missed
03:02				offensive dead ball rebound (1)
03:02	1 FARMER P substitution out			
03:02	15 COOSE C substitution out			
03:02	3 GARVER B substitution in			
03:02	24 GETMAN K substitution in			
03:02		32-47	-15	12 BUGGS-TIPTON A free throw fast break 2 - 2 made (10)
02:39	3 GARVER B 2pt FG in the paint, jump shot missed			
02:36				22 TIPTON N defensive rebound (3)
02:30		32-49	-17	12 BUGGS-TIPTON A 2pt FG in the paint, layup made (12)
02:30				2 SALAS X assist (2)
02:15	3 GARVER B turnover lost ball (2)			2 SALAS X steal (1)
02:11		32-51	-19	2 SALAS X 2pt FG fast break from turnover in the paint, layup made (18)
01:44	12 GARVER P 2pt FG in the paint, layup made (2)	34-51	-17	
01:44	3 GARVER B assist (1)			
01:44	12 GARVER P foul drawn (1)			22 TIPTON N foul shooting (1 - 2)
01:44	12 GARVER P free throw 1 - 1 made (3)	35-51	-16	
01:44				14 HATCHER K substitution out
01:44				21 HALL T substitution in
01:35				2 SALAS X turnover bad pass (3)
01:35				12 BUGGS-TIPTON A substitution out
01:35				5 JOHNSON K substitution in
01:12	22 JARMAN A 2pt FG from turnover outside the paint, jump shot missed			
01:09				22 TIPTON N defensive rebound (4)
01:09	jump ball situation			
00:56		35-53	-18	22 TIPTON N 2pt FG in the paint, layup made (7)
00:56				2 SALAS X assist (3)
00:48	22 JARMAN A 3pt FG , jump shot missed			
00:44				25 LITTRELL I defensive rebound (9)
00:40	3 GARVER B substitution out			
00:40	22 JARMAN A substitution out			
00:40	2 MCGILL A substitution in			
00:40	15 COOSE C substitution in			
00:27				21 HALL T 3pt FG , jump shot missed
00:27	24 GETMAN K defensive rebound (4)			
00:27				21 HALL T substitution out



Official Basketball PlaybyPlay - 3rd Period
Green City at Dadeville
03/09/24 Mzzou Arena, Columbia, MO
MSHSAA Show Me Showdown Class 1 Boys 3rd Place Game

Game Time: 10:00 AM
Game Duration: 1:14

Officials: Cole Craig, Dane Brooks, Conner Hazelrigg

Game Time	dhs	Score	Diff	gch
00:27				14 HATCHER K substitution in
00:05	2 MCGILL A turnover lost ball (1)			2 SALAS X steal (2)
END OF PERIOD				
dhs 35-53 gch				



Officials: Cole Craig, Dane Brooks, Conner Hazelrigg

Green City - 18

NO. Name	Min	FG			Rebounds			Fouls		TP	AS	TO	ST	Blocks		+/-
		M-A	M-A	M-A	OR	DR	TOT	PF	FD					BS	BA	
2 Xander Salas	08:00	2-3	0-1	0-0	0	0	0	0	0	4	2	1	2	0	0	15
12 Asher Buggs-Tipton	06:25	2-3	0-0	2-4	1	0	1	0	2	6	0	1	1	0	0	13
14 Kaden Hatcher	06:43	1-1	0-0	1-1	0	2	2	0	1	3	1	0	0	0	0	13
22 Noah Tipton	08:00	1-1	0-0	0-0	0	3	3	1	0	2	0	0	0	0	0	15
25 Ivan Littrell	08:00	1-2	1-2	0-0	1	3	4	1	0	3	0	1	2	2	0	15
21 Ty Hall	01:17	0-1	0-1	0-0	0	0	0	0	0	0	0	0	0	0	0	2
5 Kaden Johnson	01:35	0-0	0-0	0-0	0	0	0	0	0	0	0	0	0	0	0	2
Team					0	0	0			0		0				
Totals		7-11	1-4	3-5	2	8	10	2	3	18	3	3	5	2	0	15

Shooting By Period		
3rd FG%	7-11	63.6%
3PT%	1-4	25.0%
FT%	3-5	60%
GMFG%	7-11	63.6%
3PT%	1-4	25.0%
FT%	3-5	60.0%

Dead Ball Rebounds: 1, 0

Technical Fouls: NONE

Dadeville - 3

NO. Name	Min	FG			Rebounds			Fouls		TP	AS	TO	ST	Blocks		+/-
		M-A	M-A	M-A	OR	DR	TOT	PF	FD					BS	BA	
1 Paytoon Farmer	04:58	0-2	0-1	0-0	0	0	0	1	0	0	0	1	0	0	0	-11
3 Brayden Garver	05:46	0-1	0-0	0-0	1	0	1	0	0	0	1	2	0	0	0	-12
15 Chayse Coose	05:39	0-1	0-0	0-0	0	1	1	1	0	0	0	0	0	0	1	-11
22 Aidan Jarman	07:19	0-5	0-2	0-0	0	1	1	1	1	0	0	0	1	0	0	-15
24 Kaleb Getman	06:27	0-1	0-0	0-0	1	1	2	0	0	0	0	0	0	0	1	-12
0 Briar Clift	04:35	0-0	0-0	0-0	0	0	0	0	0	0	0	1	0	0	0	-7
12 Peyton Garver	04:35	1-1	0-0	1-1	0	0	0	0	1	3	0	0	0	0	0	-7
2 Aiden McGill	00:41	0-0	0-0	0-0	0	0	0	0	0	0	0	1	0	0	0	0
Team					0	0	0			0		0				
Totals		1-11	0-3	1-1	2	3	5	3	2	3	1	5	1	0	2	-15

Shooting By Period		
3rd FG%	1-11	9.1%
3PT%	0-3	0.0%
FT%	1-1	100%
GMFG%	1-11	9.1%
3PT%	0-3	0.0%
FT%	1-1	100.0%

Dead Ball Rebounds: 0, 0

Technical Fouls: NONE

	gch	dhs
Biggest lead	19 (3 rd 2:11)	0 (1 st 8:00)
Best Scoring Run	16 (3 rd 2:11)	3 (3 rd 1:44)
Lead Changes	0	
Times Tied	0	
Time with Lead	07:34	00:00

	gch	dhs
Points from		
Turnovers	6	0
Paint	12	2
Second Chance	2	0
Fast Breaks	6	0
Bench	0	3

Period by Period Scoring					
	1st	2nd	3rd	4th	TOT
gch	18	17	18	13	66
dhs	8	24	3	15	50



Official Basketball Play-by-Play - 4th Period
Green City at Dadeville
 03/09/24 Mzzou Arena, Columbia, MO
 MSHSAA Show Me Showdown Class 1 Boys 3rd Place Game

Game Time: 10:00 AM
Game Duration: 1:14

Officials: Cole Craig, Dane Brooks, Conner Hazelrigg

Period 4

Period Starters:

dhs	1 Farmer P	3 Garver B	15 Coose C	22 Jarman A	24 Getman K
gch	2 Salas X	12 Buggs-Tipton A	14 Hatcher K	22 Tipton N	25 Littrell I

Game Time	dhs	Score	Diff	gch
08:00	0 CLIFT B substitution out			
08:00	2 MCGILL A substitution out			
08:00	12 GARVER P substitution out			
08:00	1 FARMER P substitution in			
08:00	3 GARVER B substitution in			
08:00	22 JARMAN A substitution in			
08:00				5 JOHNSON K substitution out
08:00				12 BUGGS-TIPTON A substitution in
07:33	22 JARMAN A foul offensive (4 - 1)			12 BUGGS-TIPTON A foul drawn (3)
07:33	22 JARMAN A turnover offensive (3)			
07:33	15 COOSE C foul drawn (2)			12 BUGGS-TIPTON A foul offensive (3 - 1)
07:33				12 BUGGS-TIPTON A turnover offensive (7)
07:09	15 COOSE C 2pt FG from turnover outside the paint, jump shot missed			
07:06				12 BUGGS-TIPTON A defensive rebound (3)
06:56				25 LITTRELL I turnover travel (2)
06:33	22 JARMAN A 2pt FG from turnover outside the paint, jump shot made (18)	37-53	-16	
06:10				25 LITTRELL I 3pt FG , jump shot missed
06:07				12 BUGGS-TIPTON A offensive rebound (4)
06:03				14 HATCHER K 2pt FG second chance outside the paint, jump shot missed
05:58	22 JARMAN A defensive rebound (7)			
05:46	24 GETMAN K 2pt FG outside the paint, jump shot missed			
05:46	offensive rebound (24)			
05:34	22 JARMAN A foul drawn (6)			25 LITTRELL I foul shooting (2 - 2)
05:34	22 JARMAN A free throw 1 - 2 made (19)	38-53	-15	
05:34	22 JARMAN A free throw 2 - 2 missed			
05:33				12 BUGGS-TIPTON A defensive rebound (5)
05:30	24 GETMAN K foul shooting (2 - 2)			14 HATCHER K foul drawn (2)
05:30				14 HATCHER K free throw 1 - 2 missed
05:30				offensive dead ball rebound (2)
05:30		38-54	-16	14 HATCHER K free throw 2 - 2 made (9)
05:16	24 GETMAN K turnover bad pass (4)			
04:42	1 FARMER P foul personal (2 - 3)			2 SALAS X foul drawn (3)
04:42	3 GARVER B substitution out			
04:42	24 GETMAN K substitution out			
04:42	0 CLIFT B substitution in			
04:42	12 GARVER P substitution in			
04:37		38-56	-18	2 SALAS X 2pt FG from turnover in the paint, jump shot made (20)
04:22	22 JARMAN A 2pt FG in the paint, layup blocked			
04:22				12 BUGGS-TIPTON A block (1)
04:22	offensive rebound (25)			



Official Basketball Play by Play - 4th Period
Green City at Dadeville
 03/09/24 Mzzou Arena, Columbia, MO
 MSHSAA Show Me Showdown Class 1 Boys 3rd Place Game

Game Time: 10:00 AM
 Game Duration: 1:14

Officials: Cole Craig, Dane Brooks, Conner Hazelrigg

Game Time	dhs	Score	Diff	gch
04:19	22 JARMAN A 3pt FG second chance, jump shot missed			
04:15	1 FARMER P offensive rebound (1)			
04:15	1 FARMER P 2pt FG second chance in the paint, layup missed			
04:12				12 BUGGS-TIPTON A defensive rebound (6)
04:08		38-58	-20	12 BUGGS-TIPTON A 2pt FG fast break in the paint, layup made (14)
04:08	1 FARMER P foul shooting (3 - 4)			12 BUGGS-TIPTON A foul drawn (4)
04:08		38-59	-21	12 BUGGS-TIPTON A free throw fast break 1 - 1 made (15)
03:51	22 JARMAN A turnover lost ball (4)			12 BUGGS-TIPTON A steal (3)
03:44	1 FARMER P foul shooting (4 - 5)			2 SALAS X foul drawn (4)
03:44		38-60	-22	2 SALAS X free throw fast break 1 - 2 made (21)
03:43				2 SALAS X free throw fast break 2 - 2 missed
03:41	15 COOSE C defensive rebound (8)			
03:36	22 JARMAN A 3pt FG , jump shot missed			
03:32				25 LITTRELL I defensive rebound (10)
03:32	15 COOSE C foul personal (3 - 6)			25 LITTRELL I foul drawn (1)
03:32	Timeout 60 Sec			
03:32				25 LITTRELL I free throw fast break 1 - 2 missed
03:32				offensive dead ball rebound (3)
03:32		38-61	-23	25 LITTRELL I free throw fast break 2 - 2 made (4)
03:18	0 CLIFT B 2pt FG outside the paint, jump shot made (2)	40-61	-21	
02:50				25 LITTRELL I 3pt FG , jump shot missed
02:47	0 CLIFT B defensive rebound (2)			
02:34	12 GARVER P 2pt FG in the paint, layup made (5)	42-61	-19	
02:34	22 JARMAN A assist (2)			
02:13		42-63	-21	12 BUGGS-TIPTON A 2pt FG in the paint, layup made (17)
01:57	15 COOSE C 3pt FG , jump shot missed			
01:53	22 JARMAN A offensive rebound (8)			
01:51	22 JARMAN A 2pt FG second chance outside the paint, step back jump shot made (21)	44-63	-19	
01:40				2 SALAS X 2pt FG in the paint, jump shot missed
01:37	15 COOSE C defensive rebound (9)			
01:30	22 JARMAN A 2pt FG outside the paint, jump shot missed			
01:27				defensive rebound (30)
01:27	0 CLIFT B substitution out			
01:27	3 GARVER B substitution in			
01:10		44-65	-21	12 BUGGS-TIPTON A 2pt FG in the paint, layup made (19)
01:10				2 SALAS X assist (4)
01:03				Timeout 30 Sec
01:03				2 SALAS X substitution out
01:03				12 BUGGS-TIPTON A substitution out
01:03				14 HATCHER K substitution out
01:03				22 TIPTON N substitution out
01:03				25 LITTRELL I substitution out
01:03				4 HARRISON T substitution in
01:03				5 JOHNSON K substitution in
01:03				20 CAMPBELL A substitution in
01:03				21 HALL T substitution in
01:03				32 O'HAVER J substitution in



Official Basketball Play by Play - 4th Period
Green City at Dadeville
 03/09/24 Mzzou Arena, Columbia, MO
 MSHSAA Show Me Showdown Class 1 Boys 3rd Place Game

Game Time: 10:00 AM
 Game Duration: 1:14

Officials: Cole Craig, Dane Brooks, Conner Hazelrigg

Game Time	dhs	Score	Diff	gch
00:53	12 GARVER P 2pt FG in the paint, jump shot missed			
00:49	1 FARMER P offensive rebound (2)			
00:49	1 FARMER P 2pt FG second chance in the paint, layup made (2)	46-65	-19	
00:40	22 JARMAN A foul personal (5 - 7)			5 JOHNSON K foul drawn (2)
00:40	1 FARMER P substitution out			
00:40	3 GARVER B substitution out			
00:40	22 JARMAN A substitution out			
00:40	0 CLIFT B substitution in			
00:40	2 MCGILL A substitution in			
00:40	24 GETMAN K substitution in			
00:40				5 JOHNSON K free throw 1 - 2 missed
00:40				offensive dead ball rebound (4)
00:40		46-66	-20	5 JOHNSON K free throw 2 - 2 made (3)
00:30	12 GARVER P 2pt FG in the paint, layup made (7)	48-66	-18	
00:30	15 COOSE C assist (2)			
00:22	2 MCGILL A steal (2)			5 JOHNSON K turnover lost ball (3)
00:16	2 MCGILL A 2pt FG fast break from turnover in the paint, layup made (2)	50-66	-16	
00:02				20 CAMPBELL A 3pt FG , jump shot missed
00:02				32 O'HAVER J offensive rebound (3)
00:01				32 O'HAVER J 2pt FG second chance in the paint, layup missed
00:00	15 COOSE C defensive rebound (10)			
END OF GAME				
dhs 50-66 gch				



Officials: Cole Craig, Dane Brooks, Conner Hazelrigg

Green City - 13

NO.	Name	Min	FG M-A	3P M-A	FT M-A	Rebounds			Fouls		TP	AS	TO	ST	Blocks		+/-
						OR	DR	TOT	PF	FD					BS	BA	
2	Xander Salas	06:57	1-2	0-0	1-2	0	0	0	0	2	3	1	0	0	0	0	3
12	Asher Buggs-Tipton	06:57	3-3	0-0	1-1	1	3	4	1	2	7	0	1	1	1	0	3
14	Kaden Hatcher	06:57	0-1	0-0	1-2	0	0	0	0	1	1	0	0	0	0	0	3
22	Noah Tipton	06:57	0-0	0-0	0-0	0	0	0	0	0	0	0	0	0	0	0	3
25	Ivan Littrell	06:57	0-2	0-2	1-2	0	1	1	1	1	1	0	1	0	0	0	3
4	Tristin Harrison	01:03	0-0	0-0	0-0	0	0	0	0	0	0	0	0	0	0	0	-5
5	Kaden Johnson	01:03	0-0	0-0	1-2	0	0	0	0	1	1	0	1	0	0	0	-5
20	Aiden Campbell	01:03	0-1	0-1	0-0	0	0	0	0	0	0	0	0	0	0	0	-5
21	Ty Hall	01:03	0-0	0-0	0-0	0	0	0	0	0	0	0	0	0	0	0	-5
32	Jaden O'Haver	01:03	0-1	0-0	0-0	1	0	1	0	0	0	0	0	0	0	0	-5
Team						0	1	1			0						
Totals			4-10	0-3	5-9	2	5	7	2	7	13	1	3	1	1	0	-2

Shooting By Period		
4th FG%	4-10	40.0%
3PT%	0-3	0.0%
FT%	5-9	55.6%
GMFG%	4-10	40.0%
3PT%	0-3	0.0%
FT%	5-9	55.6%

Dead Ball Rebounds: 3, 0

Technical Fouls: NONE

Dadeville - 15

NO.	Name	Min	FG M-A	3P M-A	FT M-A	Rebounds			Fouls		TP	AS	TO	ST	Blocks		+/-
						OR	DR	TOT	PF	FD					BS	BA	
1	Paytoon Farmer	07:20	1-2	0-0	0-0	2	0	2	3	0	2	0	0	0	0	0	-1
3	Brayden Garver	04:05	0-0	0-0	0-0	0	0	0	0	0	0	0	0	0	0	0	2
15	Chayse Coose	08:00	0-2	0-1	0-0	0	3	3	1	1	0	1	0	0	0	0	2
22	Aidan Jarman	07:20	2-6	0-2	1-2	1	1	2	2	1	5	1	2	0	0	1	-1
24	Kaleb Getman	03:58	0-1	0-0	0-0	0	0	0	1	0	0	0	1	0	0	0	5
0	Briar Clift	03:55	1-1	0-0	0-0	0	1	1	0	0	2	0	0	0	0	0	0
12	Peyton Garver	04:42	2-3	0-0	0-0	0	0	0	0	0	4	0	0	0	0	0	0
2	Aiden McGill	00:40	1-1	0-0	0-0	0	0	0	0	0	2	0	0	1	0	0	3
Team						2	0	2			0						
Totals			7-16	0-3	1-2	5	5	10	7	2	15	2	3	1	0	1	2

Shooting By Period		
4th FG%	7-16	43.8%
3PT%	0-3	0.0%
FT%	1-2	50%
GMFG%	7-16	43.8%
3PT%	0-3	0.0%
FT%	1-2	50.0%

Dead Ball Rebounds: 0, 0

Technical Fouls: NONE

	gch	dhs
Biggest lead	23 (4 th 3:32)	0 (1 st 8:00)
Best Scoring Run	8 (4 th 3:32)	4 (4 th 2:34)
Lead Changes	0	
Times Tied	0	
Time with Lead	07:09	00:00

Points from	gch	dhs
Turnovers	3	4
Paint	8	8
Second Chance	0	5
Fast Breaks	5	2
Bench	1	8

	Period by Period Scoring				
	1st	2nd	3rd	4th	TOT
gch	18	17	18	13	66
dhs	8	24	3	15	50



Officials: Cole Craig, Dane Brooks, Conner Hazelrigg

Green City - 31

NO.	Name	Min	FG			Rebounds			Fouls		TP	AS	TO	ST	Blocks		+/-
			M-A	M-A	M-A	OR	DR	TOT	PF	FD					BS	BA	
2	Xander Salas	14:57	3-5	0-1	1-2	0	0	0	0	2	7	3	1	2	0	0	18
12	Asher Buggs-Tipton	13:22	5-6	0-0	3-5	2	3	5	1	4	13	0	2	2	1	0	16
14	Kaden Hatcher	13:40	1-2	0-0	2-3	0	2	2	0	2	4	1	0	0	0	0	16
22	Noah Tipton	14:57	1-1	0-0	0-0	0	3	3	1	0	2	0	0	0	0	0	18
25	Ivan Littrell	14:57	1-4	1-4	1-2	1	4	5	2	1	4	0	2	2	2	0	18
21	Ty Hall	02:20	0-1	0-1	0-0	0	0	0	0	0	0	0	0	0	0	0	-3
5	Kaden Johnson	02:38	0-0	0-0	1-2	0	0	0	0	1	1	0	1	0	0	0	-3
4	Tristin Harrison	01:03	0-0	0-0	0-0	0	0	0	0	0	0	0	0	0	0	0	-5
20	Aiden Campbell	01:03	0-1	0-1	0-0	0	0	0	0	0	0	0	0	0	0	0	-5
32	Jaden O'Haver	01:03	0-1	0-0	0-0	1	0	1	0	0	0	0	0	0	0	0	-5
Team						0	1	1			0		0				
Totals			11-21	1-7	8-14	4	13	17	4	10	31	4	6	6	3	0	13

Shooting By Period		
3 rd FG%	7-11	63.6%
3PT%	1-4	25.0%
FT%	3-5	60%
4 th FG%	4-10	40.0%
3PT%	0-3	0.0%
FT%	5-9	55.6%
GMFG%	11-21	52.4%
3PT%	1-7	14.3%
FT%	8-14	57.1%

Dead Ball Rebounds: 4, 0

Technical Fouls: NONE

Dadeville - 18

NO.	Name	Min	FG			Rebounds			Fouls		TP	AS	TO	ST	Blocks		+/-
			M-A	M-A	M-A	OR	DR	TOT	PF	FD					BS	BA	
1	Paytoon Farmer	12:18	1-4	0-1	0-0	2	0	2	4	0	2	0	1	0	0	0	-12
3	Brayden Garver	09:51	0-1	0-0	0-0	1	0	1	0	0	0	1	2	0	0	0	-10
15	Chayse Coose	13:39	0-3	0-1	0-0	0	4	4	2	1	0	1	0	0	0	1	-9
22	Aidan Jarman	14:39	2-11	0-4	1-2	1	2	3	3	2	5	1	2	1	0	1	-16
24	Kaleb Getman	10:25	0-2	0-0	0-0	1	1	2	1	0	0	0	1	0	0	1	-7
0	Briar Clift	08:30	1-1	0-0	0-0	0	1	1	0	0	2	0	1	0	0	0	-7
12	Peyton Garver	09:17	3-4	0-0	1-1	0	0	0	0	1	7	0	0	0	0	0	-7
2	Aiden McGill	01:21	1-1	0-0	0-0	0	0	0	0	0	2	0	1	1	0	0	3
Team						2	0	2			0		0				
Totals			8-27	0-6	2-3	7	8	15	10	4	18	3	8	2	0	3	-13

Shooting By Period		
3 rd FG%	1-11	9.1%
3PT%	0-3	0.0%
FT%	1-1	100%
4 th FG%	7-16	43.8%
3PT%	0-3	0.0%
FT%	1-2	50%
GMFG%	8-27	29.6%
3PT%	0-6	0.0%
FT%	2-3	66.7%

Dead Ball Rebounds: 0, 0

Technical Fouls: NONE

	gch	dhs
Biggest lead	23 (4 th 3:32)	0 (1 st 8:00)
Best Scoring Run	16 (3 rd 2:11)	4 (4 th 2:34)
Lead Changes	0	
Times Tied	0	
Time with Lead	15:34	00:00

	gch	dhs
Points from		
Turnovers	9	4
Paint	20	10
Second Chance	2	5
Fast Breaks	11	2
Bench	1	11

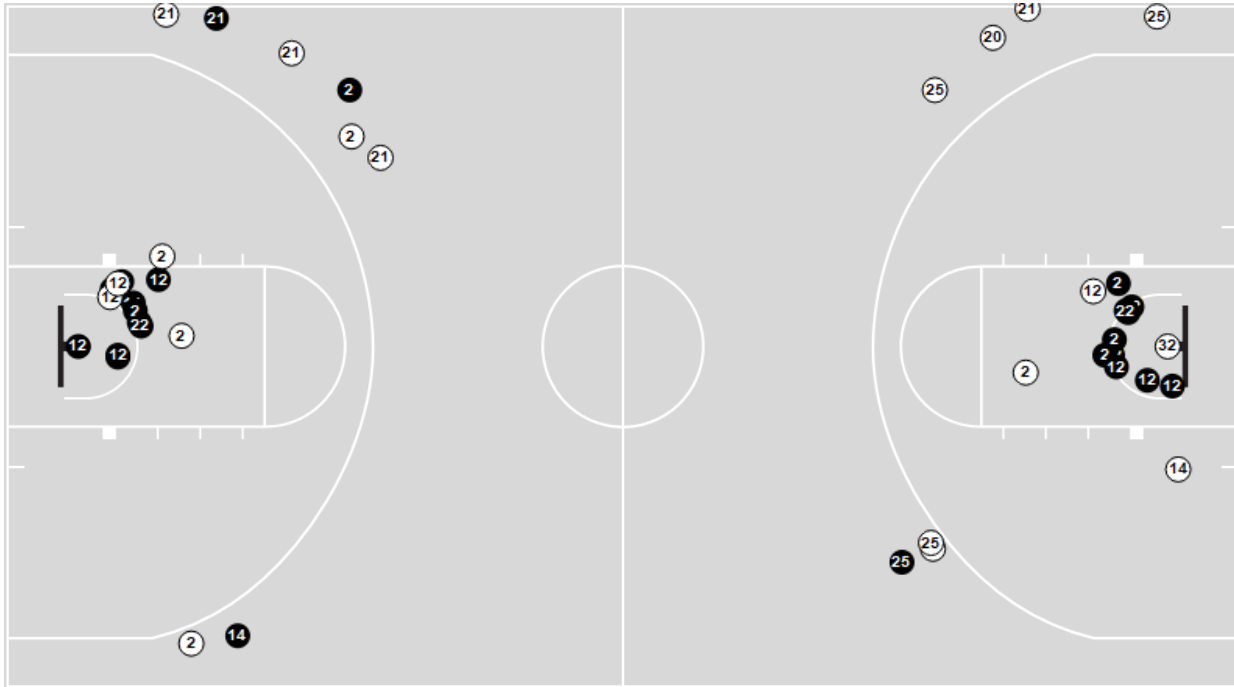
	Period by Period Scoring				
	1st	2nd	3rd	4th	TOT
gch	18	17	18	13	66
dhs	8	24	3	15	50



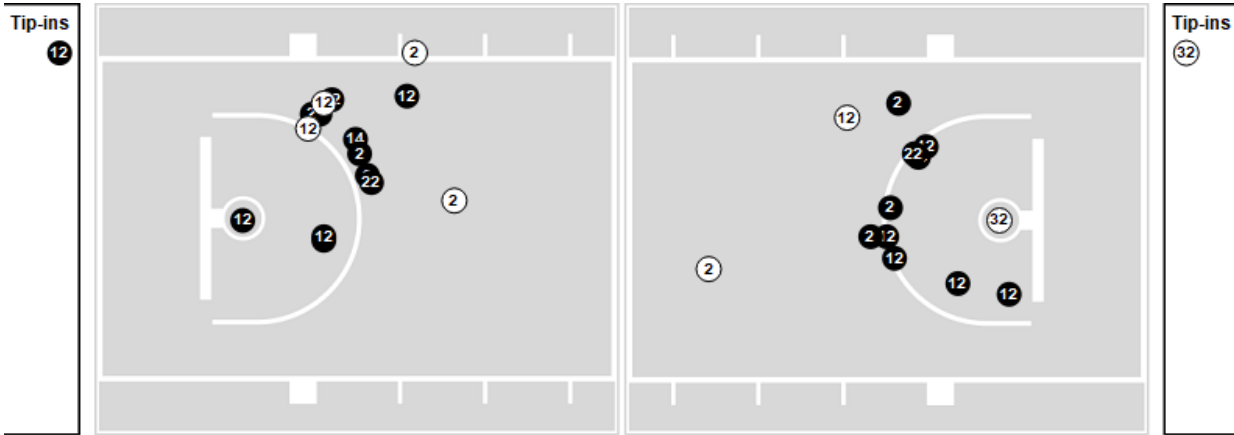
Officials: Cole Craig, Dane Brooks, Conner Hazelrigg

Players => All ; FG Types => All ; Results => All ;
Green City

All Field Goals



Shots in the Paint



● Made ○ Missed N - Player Number

Green City	M/A	%
Field Goals	25/44	57
2 Points	21/29	72
3 Points	4/15	27
Free Throws	12/20	60

Green City	M/A	%
Points in the Paint	42 (21/27)	78
Fast Break Points	16 (11/15)	73
Second Chance Points	4 (2/6)	33
Effective FG%	61	

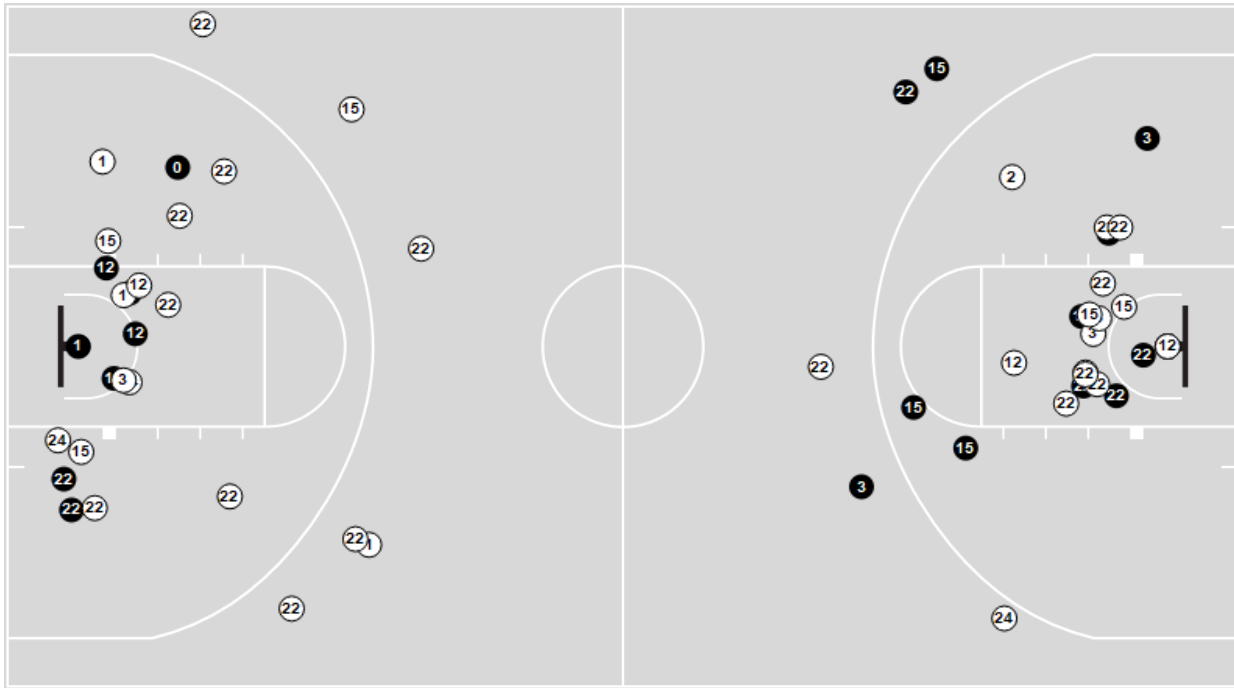


Officials: Cole Craig, Dane Brooks, Conner Hazelrigg

Players => All ; FG Types => All ; Results => All ;

Dadeville

All Field Goals



Shots in the Paint



● Made ○ Missed N - Player Number

Dadeville	M/A	%
Field Goals	21/58	36
2 Points	18/47	38
3 Points	3/11	27
Free Throws	5/9	56

Dadeville	M/A	%
Points in the Paint	22 (11/29)	38
Fast Break Points	2 (1/3)	33
Second Chance Points	11 (6/16)	38
Effective FG%	39	