



Officials: Adam Dumas, Ron Richardson, Justin Ratcliff

Dadeville - 56

Record: 22-10

NO. Name	Min	FG		3P	FT		Rebounds			Fouls		TP	AS	TO	ST	Blocks		+/-
		M-A	M-A	M-A	OR	DR	TOT	PF	FD	BS	BA							
1 Payton Farmer	27:15	0-0	0-0	0-0	1	1	2	2	3	0	0	2	2	2	0	0	-3	
3 Brayden Garver	23:21	1-2	0-1	0-0	0	0	0	3	1	2	1	2	0	0	0	-7		
15 Chayse Coose	28:18	6-10	0-0	4-6	5	3	8	4	3	16	3	4	1	2	1	-7		
22 Aidan Jarman	30:55	6-28	1-6	10-21	2	7	9	3	11	23	4	2	3	0	5	-10		
24 Kaleb Getman	24:05	2-5	2-3	3-3	0	3	3	3	2	9	1	1	2	0	0	-3		
0 Briar Clift	12:03	0-1	0-0	2-2	1	1	2	1	1	2	0	1	0	0	1	-12		
12 Peyton Garver	11:29	1-1	0-0	2-5	1	1	2	1	3	4	1	0	0	0	0	-6		
2 Aiden McGill	02:34	0-0	0-0	0-0	0	0	0	0	0	0	0	0	0	0	0	-7		
Team					3	1	4			0		0						
Totals		16-47	3-10	21-37	13	17	30	17	24	56	10	12	8	2	7	-11		

Technical Fouls: NONE

Shooting By Period		
1 st FG%	6-15	40.0%
3PT%	1-2	50.0%
FT%	4-8	50%
2 nd FG%	5-10	50.0%
3PT%	1-1	100.0%
FT%	9-13	69.2%
3 rd FG%	4-12	33.3%
3PT%	0-5	0.0%
FT%	2-4	50%
4 th FG%	1-10	10.0%
3PT%	1-2	50.0%
FT%	6-12	50%
GMFG%	16-47	34.0%
3PT%	3-10	30.0%
FT%	21-37	56.8%

Dead Ball Rebounds: 7, 0

Braymer - 67

Record: 22-9

NO. Name	Min	FG		3P	FT		Rebounds			Fouls		TP	AS	TO	ST	Blocks		+/-
		M-A	M-A	M-A	OR	DR	TOT	PF	FD	BS	BA							
12 Carter Shoe	21:24	5-13	0-3	2-3	4	4	8	4	3	12	1	5	1	0	1	8		
21 Jordan Haley	30:57	10-19	2-4	6-7	1	3	4	5	5	28	2	4	2	1	1	11		
22 Dakota Brandon	21:47	2-6	0-0	2-2	3	5	8	4	2	6	1	0	3	1	0	15		
24 Kaden Stone	15:39	0-2	0-0	0-0	2	4	6	4	1	0	1	2	0	4	0	5		
30 Landon Baker	28:03	3-5	0-1	1-2	1	2	3	4	2	7	0	0	3	0	0	11		
10 Corbin McBee	26:11	5-6	0-0	2-2	0	2	2	1	3	12	2	2	0	0	0	7		
23 Jamesyn Haley	09:23	0-0	0-0	2-2	0	2	2	2	1	2	0	1	1	0	0	5		
14 Wade Kincaid	06:36	0-0	0-0	0-0	0	2	2	1	0	0	0	0	0	1	0	-7		
Team					0	3	3			0		0						
Totals		25-51	2-8	15-18	11	27	38	25	17	67	7	14	10	7	2	11		

Technical Fouls: Stone 4th 5:25

Shooting By Period		
1 st FG%	10-15	66.7%
3PT%	1-3	33.3%
FT%	1-1	100%
2 nd FG%	7-19	36.8%
3PT%	1-4	25.0%
FT%	2-3	66.7%
3 rd FG%	6-12	50.0%
3PT%	0-1	0.0%
FT%	2-2	100%
4 th FG%	2-5	40.0%
3PT%	0-0	0.0%
FT%	10-12	83.3%
GMFG%	25-51	49.0%
3PT%	2-8	25.0%
FT%	15-18	83.3%

Dead Ball Rebounds: 1, 0

	DAD	BRA
Biggest lead	1 (3 rd 2:43)	11 (4 th 1:06)
Best Scoring Run	6 (2 nd 5:46)	7 (4 th 5:38)
Lead Changes	2	
Times Tied	8	
Time with Lead	00:14	28:11

	DAD	BRA
Points from		
Turnovers	13	10
Paint	20	42
Second Chance	4	8
Fast Breaks	6	22
Bench	6	14

	Period by Period Scoring				
	1st	2nd	3rd	4th	TOT
DAD	17	20	10	9	56
BRA	22	17	14	14	67



Period 1

Period Starters:

DAD	1 Farmer P	3 Garver B	15 Coose C	22 Jarman A	24 Getman K
BRA	12 Shoe C	21 Haley J	22 Brandon D	24 Stone K	30 Baker L

Game Time	DAD	Score	Diff	BRA
08:00	15 COOSE C jumpball won			24 STONE K jumpball lost
07:54	22 JARMAN A 2pt FG in the paint, layup missed			
07:52	15 COOSE C offensive rebound (1)			
07:48	15 COOSE C 2pt FG second chance in the paint, layup missed			
07:45				21 HALEY J defensive rebound (1)
07:41				12 SHOE C 3pt FG , jump shot missed
07:37				22 BRANDON D offensive rebound (1)
07:33		0-2	-2	12 SHOE C 2pt FG second chance outside the paint, jump shot made (2)
07:03	15 COOSE C 2pt FG in the paint, jump shot made (2)	2-2	0	
07:03	22 JARMAN A assist (1)			
06:55		2-4	-2	21 HALEY J 2pt FG fast break in the paint, layup made (2)
06:55	22 JARMAN A foul shooting (1 - 1)			21 HALEY J foul drawn (1)
06:55		2-5	-3	21 HALEY J free throw fast break 1 - 1 made (3)
06:44	1 FARMER P foul drawn (1)			12 SHOE C foul personal (1 - 1)
06:26	1 FARMER P turnover bad pass (1)			21 HALEY J steal (1)
06:22	1 FARMER P foul drawn (2)			21 HALEY J foul offensive (1 - 2)
06:22				21 HALEY J turnover offensive (1)
06:09	15 COOSE C 2pt FG from turnover in the paint, layup made (4)	4-5	-1	
06:09	3 GARVER B assist (1)			
05:44				24 STONE K 2pt FG in the paint, jump shot missed
05:41	22 JARMAN A defensive rebound (1)			
05:39	22 JARMAN A 2pt FG in the paint, layup blocked			
05:39				24 STONE K block (1)
05:39	offensive rebound (3)			
05:27	22 JARMAN A 3pt FG second chance, jump shot missed			
05:23	15 COOSE C offensive rebound (2)			
05:23	15 COOSE C turnover bad pass (1)			
05:18		4-7	-3	21 HALEY J 2pt FG fast break from turnover in the paint, layup made (5)
05:18				24 STONE K assist (1)
05:08	22 JARMAN A 2pt FG in the paint, jump shot missed			
05:05				12 SHOE C defensive rebound (1)
04:59				22 BRANDON D 2pt FG in the paint, jump shot missed
04:56	22 JARMAN A defensive rebound (2)			
04:42	22 JARMAN A foul drawn (1)			22 BRANDON D foul shooting (1 - 3)
04:42	22 JARMAN A free throw 1 - 2 made (1)	5-7	-2	
04:42				24 STONE K substitution out
04:42				30 BAKER L substitution out
04:42				10 MCBEE C substitution in
04:42				23 HALEY J substitution in
04:42	22 JARMAN A free throw 2 - 2 made (2)	6-7	-1	



Official Basketball Play-by-Play - 1st Period
Dadeville at Braymer
 03/08/24 Mizzou Arena, Columbia MO
 MSHSAA Show-Me Showdown - Class 1 Boys Semi 2

Game Time: 12:00 PM
 Game Duration: 1:29

Officials: Adam Dumas, Ron Richardson, Justin Ratcliff

Game Time	DAD	Score	Diff	BRA
04:31	24 GETMAN K steal (1)			12 SHOE C turnover lost ball (1)
04:17	1 FARMER P turnover lost ball (2)			12 SHOE C steal (1)
04:12		6-9	-3	21 HALEY J 2pt FG fast break from turnover in the paint, layup made (7)
03:51	24 GETMAN K 2pt FG in the paint, layup missed			
03:42	22 JARMAN A offensive rebound (3)			
03:42	22 JARMAN A 2pt FG second chance in the paint, layup blocked			
03:42				22 BRANDON D block (1)
03:39				22 BRANDON D defensive rebound (2)
03:34		6-11	-5	10 MCBEE C 2pt FG fast break in the paint, layup made (2)
03:30	Timeout 30 Sec			
03:30	15 COOSE C substitution out			
03:30	24 GETMAN K substitution out			
03:30	0 CLIFT B substitution in			
03:30	12 GARVER P substitution in			
03:30	3 GARVER B substitution out			
03:30	15 COOSE C substitution in			
03:22	12 GARVER P 2pt FG in the paint, layup made (2)	8-11	-3	
03:22	15 COOSE C assist (1)			
03:22	12 GARVER P foul drawn (1)			23 HALEY J foul shooting (1 - 4)
03:22	12 GARVER P free throw 1 - 1 made (3)	9-11	-2	
03:07				12 SHOE C 3pt FG , jump shot missed
03:06	defensive rebound (7)			
03:06	22 JARMAN A foul drawn (2)			22 BRANDON D foul personal (2 - 5)
03:06				22 BRANDON D substitution out
03:06				23 HALEY J substitution out
03:06				24 STONE K substitution in
03:06				30 BAKER L substitution in
03:06	22 JARMAN A free throw fast break 1 - 2 made (3)	10-11	-1	
03:06	22 JARMAN A free throw fast break 2 - 2 missed			
03:06				24 STONE K defensive rebound (1)
02:53		10-13	-3	21 HALEY J 2pt FG in the paint, layup made (9)
02:43	22 JARMAN A 3pt FG , jump shot made (6)	13-13	0	
02:43	15 COOSE C assist (2)			
02:19		13-15	-2	21 HALEY J 2pt FG outside the paint, jump shot made (11)
02:04	22 JARMAN A 2pt FG outside the paint, step back jump shot made (8)	15-15	0	
01:46		15-17	-2	12 SHOE C 2pt FG in the paint, layup made (4)
01:32	22 JARMAN A 2pt FG in the paint, layup made (10)	17-17	0	
01:32	22 JARMAN A foul drawn (3)			30 BAKER L foul shooting (1 - 6)
01:31	1 FARMER P substitution out			
01:31	2 MCGILL A substitution in			
01:31	22 JARMAN A free throw 1 - 1 missed			
01:29				24 STONE K defensive rebound (2)
01:23				10 MCBEE C 2pt FG outside the paint, jump shot missed
01:19	22 JARMAN A defensive rebound (4)			
01:16	22 JARMAN A 2pt FG outside the paint, step back jump shot missed			
01:10				defensive rebound (7)



Official Basketball PlaybyPlay- 1st Period
Dadeville at Braymer
 03/08/24 Mzzou Arena, Columbia MO
 MSHSAA Show-Me Showdown - Class 1 Boys Semi 2

Game Time: 12:00 PM
Game Duration: 1:29

Officials: Adam Dumas, Ron Richardson, Justin Ratcliff

Game Time	DAD	Score	Diff	BRA
01:08	0 CLIFT B foul personal (1 - 2)			21 HALEY J foul drawn (2)
00:54		17-20	-3	21 HALEY J 3pt FG, jump shot made (14)
00:54				10 MCBEE C assist (1)
00:32	12 GARVER P foul drawn (2)			12 SHOE C foul shooting (2 - 7)
00:32	22 JARMAN A 2pt FG outside the paint, jump shot missed			
00:31	12 GARVER P offensive rebound (1)			
00:31	12 GARVER P free throw 1 - 2 missed			
00:31	offensive dead ball rebound (1)			
00:31	12 GARVER P free throw 2 - 2 missed			
00:31				23 HALEY J defensive rebound (1)
00:31		17-22	-5	10 MCBEE C 2pt FG in the paint, layup made (4)
00:30	15 COOSE C substitution out			
00:30	22 JARMAN A substitution out			
00:30	3 GARVER B substitution in			
00:30	24 GETMAN K substitution in			
00:30				12 SHOE C substitution out
00:30				23 HALEY J substitution in
END OF PERIOD				
DAD 17-22 BRA				



Officials: Adam Dumas, Ron Richardson, Justin Ratcliff

Dadeville - 17

NO.	Name	Min	FG			Rebounds			Fouls		TP	AS	TO	ST	Blocks		+/-
			M-A	M-A	M-A	OR	DR	TOT	PF	FD					BS	BA	
1	Payton Farmer	06:29	0-0	0-0	0-0	0	0	0	0	2	0	0	2	0	0	0	0
3	Brayden Garver	05:00	0-0	0-0	0-0	0	0	0	0	0	0	1	0	0	0	0	-5
15	Chayse Coose	07:30	2-3	0-0	0-0	2	0	2	0	0	4	2	1	0	0	0	-5
22	Aidan Jarman	07:30	3-10	1-2	3-5	1	3	4	1	3	10	1	0	0	0	2	-5
24	Kaleb Getman	05:00	0-1	0-0	0-0	0	0	0	0	0	0	0	0	1	0	0	-5
0	Briar Clift	03:30	0-0	0-0	0-0	0	0	0	1	0	0	0	0	0	0	0	0
12	Peyton Garver	03:30	1-1	0-0	1-3	1	0	1	0	2	3	0	0	0	0	0	0
2	Aiden McGill	01:31	0-0	0-0	0-0	0	0	0	0	0	0	0	0	0	0	0	-5
Team						1	1	2			0						
Totals			6-15	1-2	4-8	5	4	9	2	7	17	4	3	1	0	2	-5

Shooting By Period		
1st FG%	6-15	40.0%
3PT%	1-2	50.0%
FT%	4-8	50%
GMFG%	6-15	40.0%
3PT%	1-2	50.0%
FT%	4-8	50.0%

Dead Ball Rebounds: 1, 0

Technical Fouls: NONE

Braymer - 22

NO.	Name	Min	FG			Rebounds			Fouls		TP	AS	TO	ST	Blocks		+/-
			M-A	M-A	M-A	OR	DR	TOT	PF	FD					BS	BA	
12	Carter Shoe	07:30	2-4	0-2	0-0	0	1	1	2	0	4	0	1	1	0	0	5
21	Jordan Haley	08:00	6-6	1-1	1-1	0	1	1	1	2	14	0	1	1	0	0	5
22	Dakota Brandon	04:54	0-1	0-0	0-0	1	1	2	2	0	0	0	0	0	1	0	2
24	Kaden Stone	06:24	0-1	0-0	0-0	0	2	2	0	0	0	1	0	0	1	0	5
30	Landon Baker	06:24	0-0	0-0	0-0	0	0	0	1	0	0	0	0	0	0	0	5
10	Corbin McBee	04:42	2-3	0-0	0-0	0	0	0	0	0	4	1	0	0	0	0	3
23	Jamesyn Haley	02:06	0-0	0-0	0-0	0	1	1	1	0	0	0	0	0	0	0	0
Team						0	1	1			0						
Totals			10-15	1-3	1-1	1	7	8	7	2	22	2	2	2	2	0	5

Shooting By Period		
1st FG%	10-15	66.7%
3PT%	1-3	33.3%
FT%	1-1	100%
GMFG%	10-15	66.7%
3PT%	1-3	33.3%
FT%	1-1	100.0%

Dead Ball Rebounds: 0, 0

Technical Fouls: NONE

	DAD	BRA
Biggest lead	0 (1 st 8:00)	5 (1 st 3:34)
Best Scoring Run	4 (1 st 3:06)	5 (1 st 0:31)
Lead Changes	0	
Times Tied	4	
Time with Lead	00:00	06:05

	DAD	BRA
Points from		
Turnovers	2	4
Paint	8	14
Second Chance	0	2
Fast Breaks	1	9
Bench	3	4

	Period by Period Scoring				
	1st	2nd	3rd	4th	TOT
DAD	17	20	10	9	56
BRA	22	17	14	14	67



Period 2

Period Starters:

DAD	1 Farmer P	3 Garver B	15 Coose C	22 Jarman A	24 Getman K
BRA	10 McBee C	21 Haley J	23 Haley J	24 Stone K	30 Baker L

Game Time	DAD	Score	Diff	BRA
08:00	0 CLIFT B substitution out			
08:00	2 MCGILL A substitution out			
08:00	12 GARVER P substitution out			
08:00	1 FARMER P substitution in			
08:00	15 COOSE C substitution in			
08:00	22 JARMAN A substitution in			
08:00				23 HALEY J turnover bad pass (1)
07:42	24 GETMAN K 2pt FG from turnover in the paint, layup missed			
07:36				24 STONE K defensive rebound (3)
07:33	22 JARMAN A steal (1)			21 HALEY J turnover bad pass (2)
07:29	22 JARMAN A foul drawn (4)			23 HALEY J foul shooting (2 - 1)
07:29	22 JARMAN A free throw fast break 1 - 2 missed			
07:29	offensive dead ball rebound (2)			
07:29				23 HALEY J substitution out
07:29				14 KINCAID W substitution in
07:29	22 JARMAN A free throw fast break 2 - 2 made (11)	18-22	-4	
06:51		18-25	-7	21 HALEY J 3pt FG , jump shot made (17)
06:34	24 GETMAN K foul drawn (1)			24 STONE K foul shooting (1 - 2)
06:34	24 GETMAN K free throw 1 - 3 made (1)	19-25	-6	
06:34	24 GETMAN K free throw 2 - 3 made (2)	20-25	-5	
06:34				Timeout 30 Sec
06:34	24 GETMAN K free throw 3 - 3 made (3)	21-25	-4	
06:26				21 HALEY J 3pt FG , jump shot missed
06:23	22 JARMAN A defensive rebound (5)			
06:16	22 JARMAN A 2pt FG outside the paint, pull up jump shot made (13)	23-25	-2	
06:01	24 GETMAN K foul drawn (2)			24 STONE K foul offensive (2 - 3)
06:01				24 STONE K turnover offensive (1)
05:46	15 COOSE C foul drawn (1)			24 STONE K foul shooting (3 - 4)
05:46	15 COOSE C free throw 1 - 2 made (5)	24-25	-1	
05:46				24 STONE K substitution out
05:46				12 SHOE C substitution in
05:46	15 COOSE C free throw 2 - 2 missed			
05:43				14 KINCAID W defensive rebound (1)
05:23		24-27	-3	12 SHOE C 2pt FG in the paint, layup made (6)
05:10	15 COOSE C turnover bad pass (2)			30 BAKER L steal (1)
04:59				30 BAKER L 2pt FG from turnover in the paint, layup missed
04:59	24 GETMAN K defensive rebound (1)			
04:59	22 JARMAN A foul drawn (5)			10 MCBEE C foul personal (1 - 5)
04:59	22 JARMAN A free throw fast break 1 - 2 made (14)	25-27	-2	
04:59	22 JARMAN A free throw fast break 2 - 2 made (15)	26-27	-1	
04:48		26-29	-3	21 HALEY J 2pt FG in the paint, layup made (19)
04:34	15 COOSE C 2pt FG in the paint, jump shot blocked			



Official Basketball Play by Play - 2nd Period
Dadeville at Braymer
 03/08/24 Mizzou Arena, Columbia MO
 MSHSAA Show-Me Showdown - Class 1 Boys Semi 2

Game Time: 12:00 PM
 Game Duration: 1:29

Officials: Adam Dumas, Ron Richardson, Justin Ratcliff

Game Time	DAD	Score	Diff	BRA
04:34				14 KINCAID W block (1)
04:29				14 KINCAID W defensive rebound (2)
04:27				21 HALEY J 2pt FG outside the paint, jump shot missed
04:24				30 BAKER L offensive rebound (1)
04:15				12 SHOE C 2pt FG second chance in the paint, layup blocked
04:15	15 COOSE C block (1)			
04:15	15 COOSE C defensive rebound (3)			
03:55	22 JARMAN A 2pt FG outside the paint, jump shot missed			
03:52				12 SHOE C defensive rebound (2)
03:40		26-31	-5	12 SHOE C 2pt FG in the paint, layup made (8)
03:40	22 JARMAN A foul shooting (2 - 1)			12 SHOE C foul drawn (1)
03:39				12 SHOE C free throw 1 - 1 missed
03:36	15 COOSE C defensive rebound (4)			
03:29	22 JARMAN A 2pt FG outside the paint, jump shot missed			
03:25				12 SHOE C defensive rebound (3)
03:15				12 SHOE C 3pt FG , jump shot missed
03:12	24 GETMAN K defensive rebound (2)			
03:03	15 COOSE C 2pt FG in the paint, layup made (7)	28-31	-3	
03:03	22 JARMAN A assist (2)			
02:44				30 BAKER L 3pt FG , jump shot missed
02:40	1 FARMER P defensive rebound (1)			
02:22	22 JARMAN A 2pt FG in the paint, layup missed			
02:19	15 COOSE C offensive rebound (5)			
02:18	15 COOSE C 2pt FG second chance in the paint, layup made (9)	30-31	-1	
02:07	3 GARVER B foul personal (1 - 2)			30 BAKER L foul drawn (1)
02:07	3 GARVER B substitution out			
02:07	15 COOSE C substitution out			
02:07	0 CLIFT B substitution in			
02:07	12 GARVER P substitution in			
01:51				21 HALEY J 2pt FG outside the paint, jump shot missed
01:48				12 SHOE C offensive rebound (4)
01:46				12 SHOE C 2pt FG second chance in the paint, layup missed
01:39				12 SHOE C offensive rebound (5)
01:39		30-33	-3	12 SHOE C 2pt FG second chance in the paint, layup made (10)
01:25	24 GETMAN K 3pt FG , jump shot made (6)	33-33	0	
01:25	12 GARVER P assist (1)			
01:16		33-35	-2	10 MCBEE C 2pt FG in the paint, jump shot made (6)
01:10	22 JARMAN A foul drawn (6)			21 HALEY J foul personal (2 - 6)
01:10	22 JARMAN A free throw fast break 1 - 2 missed			
01:10	offensive dead ball rebound (3)			
01:10	1 FARMER P substitution out			
01:10	2 MCGILL A substitution in			
01:10				14 KINCAID W substitution out
01:10				22 BRANDON D substitution in
01:09	22 JARMAN A free throw fast break 2 - 2 missed			
01:08				22 BRANDON D defensive rebound (3)



Official Basketball Play-by-Play - 2nd Period
Dadeville at Braymer
 03/08/24 Mizzou Arena, Columbia MO
 MSHSAA Show-Me Showdown - Class 1 Boys Semi 2

Game Time: 12:00 PM
 Game Duration: 1:29

Officials: Adam Dumas, Ron Richardson, Justin Ratcliff

Game Time	DAD	Score	Diff	BRA
01:00				12 SHOE C 2pt FG in the paint, layup missed
00:56				12 SHOE C offensive rebound (6)
00:55				12 SHOE C 2pt FG second chance in the paint, layup missed
00:52				22 BRANDON D offensive rebound (4)
00:51				22 BRANDON D 2pt FG second chance in the paint, layup missed
00:51				22 BRANDON D offensive rebound (5)
00:51	12 GARVER P foul shooting (1 - 3)			22 BRANDON D foul drawn (1)
00:51		33-36	-3	22 BRANDON D free throw 1 - 2 made (1)
00:51		33-37	-4	22 BRANDON D free throw 2 - 2 made (2)
00:51				22 BRANDON D substitution out
00:51				14 KINCAID W substitution in
00:42	0 CLIFT B foul drawn (1)			14 KINCAID W foul shooting (1 - 7)
00:42	0 CLIFT B free throw 1 - 2 made (1)	34-37	-3	
00:42	22 JARMAN A substitution out			
00:42	3 GARVER B substitution in			
00:42	0 CLIFT B free throw 2 - 2 made (2)	35-37	-2	
00:42				14 KINCAID W substitution out
00:42				22 BRANDON D substitution in
00:37				21 HALEY J 2pt FG in the paint, layup missed
00:33	24 GETMAN K defensive rebound (3)			
00:28	2 MCGILL A substitution out			
00:28	22 JARMAN A substitution in			
00:28				22 BRANDON D substitution out
00:28				14 KINCAID W substitution in
00:23	22 JARMAN A 2pt FG in the paint, layup made (17)	37-37	0	
00:21	Timeout 30 Sec			
00:21	22 JARMAN A substitution out			
00:21	24 GETMAN K substitution out			
00:21	1 FARMER P substitution in			
00:21	2 MCGILL A substitution in			
00:21				14 KINCAID W substitution out
00:21				30 BAKER L substitution out
00:21				22 BRANDON D substitution in
00:21				23 HALEY J substitution in
00:16		37-39	-2	22 BRANDON D 2pt FG in the paint, layup made (4)
00:16				12 SHOE C assist (1)
00:07	3 GARVER B turnover travel (1)			
END OF PERIOD				
DAD 37-39 BRA				



Officials: Adam Dumas, Ron Richardson, Justin Ratcliff

Dadeville - 20

NO.	Name	Min	FG	3P	FT	Rebounds			Fouls		TP	AS	TO	ST	Blocks		+/-
			M-A	M-A	M-A	OR	DR	TOT	PF	FD					BS	BA	
1	Payton Farmer	07:12	0-0	0-0	0-0	0	1	1	0	0	0	0	0	0	0	0	1
3	Brayden Garver	06:35	0-0	0-0	0-0	0	0	0	1	0	0	0	1	0	0	0	5
15	Chayse Coose	05:53	2-3	0-0	1-2	1	2	3	0	1	5	0	1	0	1	1	4
22	Aidan Jarman	07:25	2-5	0-0	3-6	0	1	1	1	3	7	1	0	1	0	0	4
24	Kaleb Getman	07:38	1-2	1-1	3-3	0	3	3	0	2	6	0	0	0	0	0	5
0	Briar Clift	02:07	0-0	0-0	2-2	0	0	0	0	1	2	0	0	0	0	0	-1
12	Peyton Garver	02:07	0-0	0-0	0-0	0	0	0	1	0	0	1	0	0	0	0	-1
2	Aiden McGill	01:03	0-0	0-0	0-0	0	0	0	0	0	0	0	0	0	0	0	-2
Team						0	0	0			0						
Totals			5-10	1-1	9-13	1	7	8	3	7	20	2	2	1	1	1	3

Shooting By Period		
2 nd FG%	5-10	50.0%
3PT%	1-1	100.0%
FT%	9-13	69.2%
GMFG%	5-10	50.0%
3PT%	1-1	100.0%
FT%	9-13	69.2%

Dead Ball Rebounds: 2, 0

Technical Fouls: NONE

Braymer - 17

NO.	Name	Min	FG	3P	FT	Rebounds			Fouls		TP	AS	TO	ST	Blocks		+/-
			M-A	M-A	M-A	OR	DR	TOT	PF	FD					BS	BA	
12	Carter Shoe	05:46	3-8	0-1	0-1	3	2	5	0	1	6	1	0	0	0	1	1
21	Jordan Haley	08:00	2-6	1-2	0-0	0	0	0	1	0	5	0	1	0	0	0	-3
22	Dakota Brandon	00:53	1-2	0-0	2-2	2	1	3	0	1	4	0	0	0	0	0	4
24	Kaden Stone	02:14	0-0	0-0	0-0	0	1	1	3	0	0	0	1	0	0	0	-4
30	Landon Baker	07:38	0-2	0-1	0-0	1	0	1	0	1	0	0	0	1	0	0	-5
10	Corbin McBee	08:00	1-1	0-0	0-0	0	0	0	1	0	2	0	0	0	0	0	-3
14	Wade Kincaid	06:36	0-0	0-0	0-0	0	2	2	1	0	0	0	0	0	1	0	-7
23	Jamesyn Haley	00:53	0-0	0-0	0-0	0	0	0	1	0	0	0	1	0	0	0	2
Team						0	0	0			0						
Totals			7-19	1-4	2-3	6	6	12	7	3	17	1	3	1	1	1	-3

Shooting By Period		
2 nd FG%	7-19	36.8%
3PT%	1-4	25.0%
FT%	2-3	66.7%
GMFG%	7-19	36.8%
3PT%	1-4	25.0%
FT%	2-3	66.7%

Dead Ball Rebounds: 0, 0

Technical Fouls: NONE

	DAD	BRA
Biggest lead	0 (1 st 8:00)	7 (2 nd 6:51)
Best Scoring Run	6 (2 nd 5:46)	4 (2 nd 3:40)
Lead Changes	0	
Times Tied	2	
Time with Lead	00:00	07:26

Points from	DAD	BRA
Turnovers	2	0
Paint	6	12
Second Chance	2	4
Fast Breaks	3	0
Bench	2	2

	Period by Period Scoring				
	1st	2nd	3rd	4th	TOT
DAD	17	20	10	9	56
BRA	22	17	14	14	67



Officials: Adam Dumas, Ron Richardson, Justin Ratcliff

Dadeville - 37

NO.	Name	Min	FG			3P			FT			Rebounds			Fouls		TP	AS	TO	ST	Blocks		+/-
			M-A	M-A	M-A	OR	DR	TOT	PF	FD	BS	BA											
1	Payton Farmer	13:41	0-0	0-0	0-0	0	1	1	0	2	0	0	2	0	0	0	0	2	0	0	0	0	1
3	Brayden Garver	11:35	0-0	0-0	0-0	0	0	0	1	0	0	1	0	0	1	1	0	0	0	0	0	0	0
15	Chayse Coose	13:23	4-6	0-0	1-2	3	2	5	0	1	9	2	2	0	1	1	0	1	1	1	1	1	-1
22	Aidan Jarman	14:55	5-15	1-2	6-11	1	4	5	2	6	17	2	0	1	0	2	1	0	1	0	2	-1	
24	Kaleb Getman	12:38	1-3	1-1	3-3	0	3	3	0	2	6	0	0	0	1	0	0	1	0	0	0	0	
0	Briar Clift	05:37	0-0	0-0	2-2	0	0	0	1	1	2	0	0	0	0	0	0	0	0	0	0	-1	
12	Peyton Garver	05:37	1-1	0-0	1-3	1	0	1	1	2	3	1	0	0	0	0	0	0	0	0	0	-1	
2	Aiden McGill	02:34	0-0	0-0	0-0	0	0	0	0	0	0	0	0	0	0	0	0	0	0	0	0	-7	
Team											1	1	2			0							
Totals			11-25	2-3	13-21	6	11	17	5	14	37	6	5	2	1	3	-2						

Shooting By Period		
1 st FG%	6-15	40.0%
3PT%	1-2	50.0%
FT%	4-8	50%
2 nd FG%	5-10	50.0%
3PT%	1-1	100.0%
FT%	9-13	69.2%
GMFG%	11-25	44.0%
3PT%	2-3	66.7%
FT%	13-21	61.9%

Dead Ball Rebounds: 3, 0

Technical Fouls: NONE

Braymer - 39

NO.	Name	Min	FG			3P			FT			Rebounds			Fouls		TP	AS	TO	ST	Blocks		+/-
			M-A	M-A	M-A	OR	DR	TOT	PF	FD	BS	BA											
12	Carter Shoe	13:16	5-12	0-3	0-1	3	3	6	2	1	10	1	1	1	0	1	6				0	1	6
21	Jordan Haley	16:00	8-12	2-3	1-1	0	1	1	2	2	19	0	2	1	0	0	2				0	0	2
22	Dakota Brandon	05:47	1-3	0-0	2-2	3	2	5	2	1	4	0	0	0	0	1	6				1	0	6
24	Kaden Stone	08:38	0-1	0-0	0-0	0	3	3	3	0	0	1	1	0	1	0	1				0	1	1
30	Landon Baker	14:02	0-2	0-1	0-0	1	0	1	1	1	0	0	0	1	0	0	0				0	0	0
10	Corbin McBee	12:42	3-4	0-0	0-0	0	0	0	1	0	6	1	0	0	0	0	0				0	0	0
23	Jamesyn Haley	02:59	0-0	0-0	0-0	0	1	1	2	0	0	0	1	0	0	0	0				0	0	2
14	Wade Kincaid	06:36	0-0	0-0	0-0	0	2	2	1	0	0	0	0	0	0	0	0				1	0	-7
Team											0	1	1			0							
Totals			17-34	2-7	3-4	7	13	20	14	5	39	3	5	3	3	1	2						

Shooting By Period		
1 st FG%	10-15	66.7%
3PT%	1-3	33.3%
FT%	1-1	100%
2 nd FG%	7-19	36.8%
3PT%	1-4	25.0%
FT%	2-3	66.7%
GMFG%	17-34	50.0%
3PT%	2-7	28.6%
FT%	3-4	75.0%

Dead Ball Rebounds: 0, 0

Technical Fouls: NONE

	DAD	BRA
Biggest lead	0 (1 st 8:00)	7 (2 nd 6:51)
Best Scoring Run	6 (2 nd 5:46)	5 (1 st 0:31)
Lead Changes	0	
Times Tied	6	
Time with Lead	00:00	13:49

Points from	DAD	BRA
Turnovers	4	4
Paint	14	26
Second Chance	2	6
Fast Breaks	4	9
Bench	5	6

	Period by Period Scoring				
	1st	2nd	3rd	4th	TOT
DAD	17	20	10	9	56
BRA	22	17	14	14	67



Period 3

Period Starters:

DAD	1 Farmer P	3 Garver B	15 Coose C	22 Jarman A	24 Getman K
BRA	12 Shoe C	21 Haley J	22 Brandon D	24 Stone K	30 Baker L

Game Time	DAD	Score	Diff	BRA
08:00	0 CLIFT B substitution out			
08:00	2 MCGILL A substitution out			
08:00	12 GARVER P substitution out			
08:00	15 COOSE C substitution in			
08:00	22 JARMAN A substitution in			
08:00	24 GETMAN K substitution in			
08:00				10 MCBEE C substitution out
08:00				23 HALEY J substitution out
08:00				24 STONE K substitution in
08:00				30 BAKER L substitution in
07:59	24 GETMAN K turnover bad pass (1)			30 BAKER L steal (2)
07:53		37-41	-4	30 BAKER L 2pt FG fast break from turnover in the paint, layup made (2)
07:37	3 GARVER B 2pt FG in the paint, layup made (2)	39-41	-2	
07:37	22 JARMAN A assist (3)			
07:21				21 HALEY J 2pt FG in the paint, jump shot blocked
07:21	15 COOSE C block (2)			
07:16				24 STONE K offensive rebound (4)
07:15	22 JARMAN A steal (2)			24 STONE K turnover lost ball (2)
06:59	3 GARVER B 3pt FG from turnover, jump shot missed			
06:55				30 BAKER L defensive rebound (2)
06:51	1 FARMER P foul shooting (1 - 1)			12 SHOE C foul drawn (2)
06:51		39-42	-3	12 SHOE C free throw fast break 1 - 2 made (11)
06:51		39-43	-4	12 SHOE C free throw fast break 2 - 2 made (12)
06:41	22 JARMAN A 2pt FG outside the paint, jump shot missed			
06:37	15 COOSE C offensive rebound (6)			
06:35	22 JARMAN A 3pt FG second chance, jump shot missed			
06:31	1 FARMER P offensive rebound (2)			
06:25	22 JARMAN A 3pt FG second chance, jump shot missed			
06:20				22 BRANDON D defensive rebound (6)
06:13				12 SHOE C 2pt FG in the paint, layup missed
06:09	15 COOSE C defensive rebound (7)			
06:06	15 COOSE C turnover bad pass (3)			21 HALEY J steal (2)
06:02	3 GARVER B foul drawn (1)			12 SHOE C foul offensive (3 - 1)
06:02				12 SHOE C turnover offensive (2)
05:53	22 JARMAN A turnover lost ball (1)			22 BRANDON D steal (1)
05:48	24 GETMAN K foul personal (1 - 2)			24 STONE K foul drawn (1)
05:48				21 HALEY J 3pt FG from turnover, jump shot missed
05:48				12 SHOE C offensive rebound (7)
05:29	Timeout 30 Sec			
05:29				12 SHOE C substitution out
05:29				24 STONE K substitution out
05:29				10 MCBEE C substitution in



Official Basketball PlaybyPlay - 3rd Period
Dadeville at Braymer
 03/08/24 Mzzou Arena, Columbia MO
 MSHSAA Show-Me Showdown - Class 1 Boys Semi 2

Game Time: 12:00 PM
 Game Duration: 1:29

Officials: Adam Dumas, Ron Richardson, Justin Ratcliff

Game Time	DAD	Score	Diff	BRA
05:29				23 HALEY J substitution in
05:19				22 BRANDON D 2pt FG second chance in the paint, layup missed
05:16	22 JARMAN A defensive rebound (6)			
05:09	22 JARMAN A 2pt FG outside the paint, jump shot missed			
05:08				defensive rebound (25)
05:08	3 GARVER B foul personal (2 - 3)			22 BRANDON D foul drawn (2)
05:08				30 BAKER L substitution out
05:08				12 SHOE C substitution in
04:50	1 FARMER P foul drawn (3)			21 HALEY J foul offensive (3 - 2)
04:50				21 HALEY J turnover offensive (3)
04:43	15 COOSE C 2pt FG from turnover in the paint, layup made (11)	41-43	-2	
04:43	22 JARMAN A assist (4)			
04:31	24 GETMAN K steal (2)			12 SHOE C turnover lost ball (3)
04:17	15 COOSE C 2pt FG from turnover outside the paint, jump shot made (13)	43-43	0	
04:17	24 GETMAN K assist (1)			
04:09				12 SHOE C turnover travel (4)
04:09				12 SHOE C substitution out
04:09				23 HALEY J substitution out
04:09				24 STONE K substitution in
04:09				30 BAKER L substitution in
03:48	15 COOSE C 2pt FG from turnover outside the paint, jump shot missed			
03:45				10 MCBEE C defensive rebound (1)
03:41		43-45	-2	30 BAKER L 2pt FG fast break in the paint, layup made (4)
03:41				10 MCBEE C assist (2)
03:31	22 JARMAN A 2pt FG in the paint, layup made (19)	45-45	0	
03:20	22 JARMAN A steal (3)			10 MCBEE C turnover bad pass (1)
02:43	22 JARMAN A foul drawn (7)			22 BRANDON D foul shooting (3 - 3)
02:43	22 JARMAN A free throw 1 - 2 missed			
02:43	offensive dead ball rebound (4)			
02:43	3 GARVER B substitution out			
02:43	15 COOSE C substitution out			
02:43	0 CLIFT B substitution in			
02:43	12 GARVER P substitution in			
02:43				24 STONE K substitution out
02:43				12 SHOE C substitution in
02:43	22 JARMAN A free throw 2 - 2 made (20)	46-45	1	
02:29		46-47	-1	21 HALEY J 2pt FG in the paint, layup made (21)
02:00	22 JARMAN A 3pt FG , jump shot missed			
01:55				12 SHOE C defensive rebound (8)
01:48		46-49	-3	10 MCBEE C 2pt FG in the paint, layup made (8)
01:48				21 HALEY J assist (1)
01:38	12 GARVER P foul drawn (3)			12 SHOE C foul shooting (4 - 4)
01:38	12 GARVER P free throw 1 - 2 missed			
01:38	offensive dead ball rebound (5)			
01:38	1 FARMER P substitution out			
01:38	24 GETMAN K substitution out			



Official Basketball PlaybyPlay - 3rd Period
Dadeville at Braymer
 03/08/24 Mzzou Arena, Columbia MO
 MSHSAA Show-Me Showdown - Class 1 Boys Semi 2

Game Time: 12:00 PM
 Game Duration: 1:29

Officials: Adam Dumas, Ron Richardson, Justin Ratcliff

Game Time	DAD	Score	Diff	BRA
01:38	3 GARVER B substitution in			
01:38	15 COOSE C substitution in			
01:38				12 SHOE C substitution out
01:38				23 HALEY J substitution in
01:38	12 GARVER P free throw 2 - 2 made (4)	47-49	-2	
01:22				21 HALEY J 2pt FG outside the paint, jump shot missed
01:15				21 HALEY J offensive rebound (2)
01:15		47-51	-4	21 HALEY J 2pt FG second chance in the paint, layup made (23)
01:06	22 JARMAN A 3pt FG , jump shot missed			
01:02	15 COOSE C offensive rebound (8)			
00:59	15 COOSE C turnover lost ball (4)			30 BAKER L steal (3)
00:40		47-53	-6	10 MCBEE C 2pt FG from turnover in the paint, layup made (10)
00:40				21 HALEY J assist (2)
00:19	3 GARVER B turnover lost ball (2)			22 BRANDON D steal (2)
00:04				21 HALEY J 2pt FG from turnover in the paint, jump shot missed
00:00	22 JARMAN A defensive rebound (7)			
END OF PERIOD				
DAD 47-53 BRA				



Officials: Adam Dumas, Ron Richardson, Justin Ratcliff

Dadeville - 10

NO.	Name	Min	FG M-A	3P M-A	FT M-A	Rebounds			Fouls		TP	AS	TO	ST	Blocks		+/-
						OR	DR	TOT	PF	FD					BS	BA	
1	Payton Farmer	06:22	0-0	0-0	0-0	1	0	1	1	1	0	0	0	0	0	0	-1
3	Brayden Garver	06:55	1-2	0-1	0-0	0	0	0	1	1	2	0	1	0	0	0	-1
15	Chayse Coose	06:55	2-3	0-0	0-0	2	1	3	0	0	4	0	2	0	1	0	-1
22	Aidan Jarman	08:00	1-7	0-4	1-2	0	2	2	0	1	3	2	1	2	0	0	-4
24	Kaleb Getman	06:22	0-0	0-0	0-0	0	0	0	1	0	0	1	1	1	0	0	-1
2	Aiden McGill	00:00	0-0	0-0	0-0	0	0	0	0	0	0	0	0	0	0	0	0
0	Briar Clift	02:43	0-0	0-0	0-0	0	0	0	0	0	0	0	0	0	0	0	-6
12	Peyton Garver	02:43	0-0	0-0	1-2	0	0	0	0	1	1	0	0	0	0	0	-6
Team						0	0	0			0						
Totals			4-12	0-5	2-4	3	3	6	3	4	10	3	5	3	1	0	-4

Shooting By Period		
3rd FG%	4-12	33.3%
3PT%	0-5	0.0%
FT%	2-4	50%
GMFG%	4-12	33.3%
3PT%	0-5	0.0%
FT%	2-4	50.0%

Dead Ball Rebounds: 2, 0

Technical Fouls: NONE

Braymer - 14

NO.	Name	Min	FG M-A	3P M-A	FT M-A	Rebounds			Fouls		TP	AS	TO	ST	Blocks		+/-
						OR	DR	TOT	PF	FD					BS	BA	
12	Carter Shoe	04:35	0-1	0-0	2-2	1	1	2	2	1	2	0	3	0	0	0	1
21	Jordan Haley	08:00	2-6	0-1	0-0	1	0	1	1	0	4	2	1	1	0	1	4
22	Dakota Brandon	08:00	0-1	0-0	0-0	0	1	1	1	1	0	0	0	2	0	0	4
24	Kaden Stone	03:57	0-0	0-0	0-0	1	0	1	0	1	0	0	1	0	0	0	2
30	Landon Baker	07:01	2-2	0-0	0-0	0	1	1	0	0	4	0	0	2	0	0	8
10	Corbin McBee	05:29	2-2	0-0	0-0	0	1	1	0	0	4	1	1	0	0	0	2
23	Jamesyn Haley	02:58	0-0	0-0	0-0	0	0	0	0	0	0	0	0	0	0	0	-1
Team						0	1	1			0						
Totals			6-12	0-1	2-2	3	5	8	4	3	14	3	6	5	0	1	4

Shooting By Period		
3rd FG%	6-12	50.0%
3PT%	0-1	0.0%
FT%	2-2	100%
GMFG%	6-12	50.0%
3PT%	0-1	0.0%
FT%	2-2	100.0%

Dead Ball Rebounds: 0, 0

Technical Fouls: NONE

	DAD	BRA
Biggest lead	1 (3 rd 2:43)	6 (3 rd 0:40)
Best Scoring Run	4 (3 rd 4:17)	4 (3 rd 1:48)
Lead Changes	2	
Times Tied	2	
Time with Lead	00:14	06:15

Points from	DAD	BRA
Turnovers	5	4
Paint	6	12
Second Chance	0	2
Fast Breaks	0	6
Bench	1	4

	Period by Period Scoring				
	1st	2nd	3rd	4th	TOT
DAD	17	20	10	9	56
BRA	22	17	14	14	67



Period 4

Period Starters:

DAD	1 Farmer P	3 Garver B	15 Coose C	22 Jarman A	24 Getman K
BRA	10 McBee C	21 Haley J	22 Brandon D	23 Haley J	30 Baker L

Game Time	DAD	Score	Diff	BRA
08:00	0 CLIFT B substitution out			
08:00	12 GARVER P substitution out			
08:00	1 FARMER P substitution in			
08:00	24 GETMAN K substitution in			
07:52		47-55	-8	30 BAKER L 2pt FG in the paint, jump shot made (6)
07:52				22 BRANDON D assist (1)
07:51				Timeout 60 Sec
07:21	jump ball situation			
07:00	22 JARMAN A 2pt FG outside the paint, jump shot missed			
06:56				21 HALEY J defensive rebound (3)
06:53	15 COOSE C foul personal (1 - 1)			10 MCBEE C foul drawn (1)
06:48	15 COOSE C steal (1)			21 HALEY J turnover bad pass (4)
06:43	22 JARMAN A foul drawn (8)			30 BAKER L foul personal (2 - 1)
06:27	15 COOSE C 2pt FG from turnover outside the paint, jump shot missed			
06:26	offensive rebound (24)			
06:22	22 JARMAN A turnover bad pass (2)			23 HALEY J steal (1)
06:16				22 BRANDON D 2pt FG from turnover in the paint, layup missed
06:06				24 STONE K offensive rebound (5)
06:04				24 STONE K 2pt FG from turnover second chance in the paint, layup missed
06:04	22 JARMAN A defensive rebound (8)			
06:04	3 GARVER B substitution out			
06:04	24 GETMAN K substitution out			
06:04	0 CLIFT B substitution in			
06:04	12 GARVER P substitution in			
05:56	22 JARMAN A 2pt FG outside the paint, jump shot blocked			
05:56				21 HALEY J block (1)
05:56				defensive rebound (31)
05:56				23 HALEY J substitution out
05:56				12 SHOE C substitution in
05:38	15 COOSE C foul shooting (2 - 2)			30 BAKER L foul drawn (2)
05:38		47-56	-9	30 BAKER L free throw 1 - 2 made (7)
05:38				12 SHOE C substitution out
05:38				24 STONE K substitution in
05:37				30 BAKER L free throw 2 - 2 missed
05:35	12 GARVER P defensive rebound (2)			
05:29	22 JARMAN A 2pt FG in the paint, layup blocked			
05:29				24 STONE K block (2)
05:25	0 CLIFT B offensive rebound (1)			
05:25	0 CLIFT B 2pt FG second chance in the paint, layup blocked			
05:25				24 STONE K block (3)
05:25	offensive rebound (28)			



Official Basketball Play by Play - 4th Period
Dadeville at Braymer
 03/08/24 Mzzou Arena, Columbia MO
 MSHSAA Show-Me Showdown - Class 1 Boys Semi 2

Game Time: 12:00 PM
 Game Duration: 1:29

Officials: Adam Dumas, Ron Richardson, Justin Ratcliff

Game Time	DAD	Score	Diff	BRA
05:25				24 STONE K foul player technical (4 - 2)
05:25	22 JARMAN A free throw 1 - 2 made (21)	48-56	-8	
05:25	22 JARMAN A free throw 2 - 2 made (22)	49-56	-7	
05:09	22 JARMAN A 2pt FG outside the paint, jump shot missed			
05:06				22 BRANDON D defensive rebound (7)
04:58				21 HALEY J 2pt FG in the paint, jump shot missed
04:55	0 CLIFT B defensive rebound (2)			
04:29	0 CLIFT B turnover bad pass (1)			22 BRANDON D steal (3)
04:25		49-58	-9	22 BRANDON D 2pt FG fast break from turnover in the paint, layup made (6)
04:15	0 CLIFT B substitution out			
04:15	24 GETMAN K substitution in			
04:15				Timeout 60 Sec
04:07	15 COOSE C foul drawn (2)			21 HALEY J foul shooting (4 - 3)
04:07	15 COOSE C free throw 1 - 2 made (14)	50-58	-8	
04:07				24 STONE K substitution out
04:07				12 SHOE C substitution in
04:07	15 COOSE C free throw 2 - 2 made (15)	51-58	-7	
04:00	15 COOSE C foul personal (3 - 3)			10 MCBEE C foul drawn (2)
02:55	24 GETMAN K foul personal (2 - 4)			12 SHOE C foul drawn (3)
02:55	Timeout 60 Sec			
02:55	12 GARVER P substitution out			
02:55	24 GETMAN K substitution out			
02:55	0 CLIFT B substitution in			
02:55	3 GARVER B substitution in			
02:55				30 BAKER L substitution out
02:55				23 HALEY J substitution in
02:41	1 FARMER P foul personal (2 - 5)			23 HALEY J foul drawn (1)
02:41		51-59	-8	23 HALEY J free throw 1 - 2 made (1)
02:41				12 SHOE C substitution out
02:41				24 STONE K substitution in
02:41		51-60	-9	23 HALEY J free throw 2 - 2 made (2)
02:41				23 HALEY J substitution out
02:41				30 BAKER L substitution in
02:35	22 JARMAN A foul drawn (9)			30 BAKER L foul shooting (3 - 4)
02:35	22 JARMAN A free throw fast break 1 - 2 missed			
02:35	offensive dead ball rebound (6)			
02:35				24 STONE K substitution out
02:35				30 BAKER L substitution out
02:35				12 SHOE C substitution in
02:35				23 HALEY J substitution in
02:35	22 JARMAN A free throw fast break 2 - 2 missed			
02:33				23 HALEY J defensive rebound (2)
01:52	1 FARMER P steal (1)			12 SHOE C turnover lost ball (5)
01:49	Timeout 60 Sec			
01:49	0 CLIFT B substitution out			
01:49	24 GETMAN K substitution in			
01:49				12 SHOE C substitution out
01:49				23 HALEY J substitution out



Official Basketball Play by Play - 4th Period
Dadeville at Braymer
 03/08/24 Mzzou Arena, Columbia MO
 MSHSAA Show-Me Showdown - Class 1 Boys Semi 2

Game Time: 12:00 PM
 Game Duration: 1:29

Officials: Adam Dumas, Ron Richardson, Justin Ratcliff

Game Time	DAD	Score	Diff	BRA
01:49				24 STONE K substitution in
01:49				30 BAKER L substitution in
01:44	24 GETMAN K 3pt FG from turnover, jump shot made (9)	54-60	-6	
01:44	15 COOSE C assist (3)			
01:34	24 GETMAN K foul personal (3 - 6)			21 HALEY J foul drawn (3)
01:34		54-61	-7	21 HALEY J free throw 1 - 2 made (24)
01:34		54-62	-8	21 HALEY J free throw 2 - 2 made (25)
01:27	22 JARMAN A 2pt FG outside the paint, jump shot missed			
01:25				21 HALEY J defensive rebound (4)
01:25	15 COOSE C foul personal (4 - 7)			21 HALEY J foul drawn (4)
01:25				21 HALEY J free throw fast break 1 - 2 missed
01:25				offensive dead ball rebound (1)
01:25		54-63	-9	21 HALEY J free throw fast break 2 - 2 made (26)
01:11	22 JARMAN A 2pt FG outside the paint, jump shot blocked			
01:11				24 STONE K block (4)
01:06				24 STONE K defensive rebound (6)
01:06	3 GARVER B foul personal (3 - 8)			21 HALEY J foul drawn (5)
01:06		54-64	-10	21 HALEY J free throw fast break 1 - 2 made (27)
01:06		54-65	-11	21 HALEY J free throw fast break 2 - 2 made (28)
01:03	15 COOSE C foul drawn (3)			21 HALEY J foul shooting (5 - 5)
01:03				21 HALEY J substitution out
01:03				12 SHOE C substitution in
01:03	15 COOSE C free throw fast break 1 - 2 made (16)	55-65	-10	
01:03				24 STONE K substitution out
01:03				23 HALEY J substitution in
01:03	15 COOSE C free throw fast break 2 - 2 missed			
01:01	22 JARMAN A offensive rebound (9)			
01:00	22 JARMAN A foul drawn (10)			22 BRANDON D foul shooting (4 - 6)
01:00	22 JARMAN A free throw fast break 1 - 2 missed			
01:00	offensive dead ball rebound (7)			
00:59	22 JARMAN A free throw fast break 2 - 2 missed			
00:57				30 BAKER L defensive rebound (3)
00:47	1 FARMER P steal (2)			10 MCBEE C turnover lost ball (2)
00:47	22 JARMAN A foul drawn (11)			30 BAKER L foul personal (4 - 7)
00:47	22 JARMAN A free throw fast break 1 - 2 made (23)	56-65	-9	
00:47	1 FARMER P substitution out			
00:47	0 CLIFT B substitution in			
00:46	22 JARMAN A free throw fast break 2 - 2 missed			
00:44				10 MCBEE C defensive rebound (2)
00:40	22 JARMAN A foul personal (3 - 9)			10 MCBEE C foul drawn (3)
00:40		56-66	-10	10 MCBEE C free throw fast break 1 - 2 made (11)
00:40				23 HALEY J substitution out
00:40				24 STONE K substitution in
00:40		56-67	-11	10 MCBEE C free throw fast break 2 - 2 made (12)
00:40				Timeout 30 Sec
00:34	24 GETMAN K 3pt FG , jump shot missed			
00:30				22 BRANDON D defensive rebound (8)
END OF GAME				
DAD 56-67 BRA				



Officials: Adam Dumas, Ron Richardson, Justin Ratcliff

Dadeville - 9

NO. Name	Min	FG			Rebounds			Fouls		TP	AS	TO	ST	Blocks		+/-
		M-A	3P	FT	OR	DR	TOT	PF	FD					BS	BA	
1 Payton Farmer	07:12	0-0	0-0	0-0	0	0	0	1	0	0	0	0	2	0	0	-3
3 Brayden Garver	04:51	0-0	0-0	0-0	0	0	0	1	0	0	0	0	0	0	0	-6
15 Chayse Coose	08:00	0-1	0-0	3-4	0	0	0	4	2	3	1	0	1	0	0	-5
22 Aidan Jarman	08:00	0-6	0-0	3-8	1	1	2	1	4	3	0	1	0	0	3	-5
24 Kaleb Getman	05:05	1-2	1-2	0-0	0	0	0	2	0	3	0	0	0	0	0	-2
0 Briar Clift	03:43	0-1	0-0	0-0	1	1	2	0	0	0	0	1	0	0	1	-5
12 Peyton Garver	03:09	0-0	0-0	0-0	0	1	1	0	0	0	0	0	0	0	0	1
Team					2	0	2			0		0				
Totals		1-10	1-2	6-12	4	3	7	9	6	9	1	2	3	0	4	-5

Shooting By Period		
4 th FG%	1-10	10.0%
3PT%	1-2	50.0%
FT%	6-12	50%
GMFG%	1-10	10.0%
3PT%	1-2	50.0%
FT%	6-12	50.0%

Dead Ball Rebounds: 2, 0

Technical Fouls: NONE

Braymer - 14

NO. Name	Min	FG			Rebounds			Fouls		TP	AS	TO	ST	Blocks		+/-
		M-A	3P	FT	OR	DR	TOT	PF	FD					BS	BA	
12 Carter Shoe	03:33	0-0	0-0	0-0	0	0	0	0	1	0	0	1	0	0	0	1
21 Jordan Haley	06:57	0-1	0-0	5-6	0	2	2	2	3	5	0	1	0	1	0	5
22 Dakota Brandon	08:00	1-2	0-0	0-0	0	2	2	1	0	2	1	0	1	0	0	5
24 Kaden Stone	03:04	0-1	0-0	0-0	1	1	2	1	0	0	0	0	0	3	0	2
30 Landon Baker	07:00	1-1	0-0	1-2	0	1	1	3	1	3	0	0	0	0	0	3
10 Corbin McBee	08:00	0-0	0-0	2-2	0	1	1	0	3	2	0	1	0	0	0	5
23 Jamesyn Haley	03:27	0-0	0-0	2-2	0	1	1	0	1	2	0	0	1	0	0	4
Team					0	1	1			0		0				
Totals		2-5	0-0	10-12	1	9	10	7	9	14	1	3	2	4	0	5

Shooting By Period		
4 th FG%	2-5	40.0%
3PT%	0-0	0.0%
FT%	10-12	83.3%
GMFG%	2-5	40.0%
3PT%	0-0	0.0%
FT%	10-12	83.3%

Dead Ball Rebounds: 1, 0

Technical Fouls: Stone 4th 5:25

	DAD	BRA
Biggest lead	0 (1 st 8:00)	11 (4 th 1:06)
Best Scoring Run	3 (4 th 1:44)	5 (4 th 1:06)
Lead Changes	0	
Times Tied	0	
Time with Lead	00:00	07:52

Points from	DAD	BRA
Turnovers	4	2
Paint	0	4
Second Chance	2	0
Fast Breaks	2	7
Bench	0	4

	Period by Period Scoring				
	1st	2nd	3rd	4th	TOT
DAD	17	20	10	9	56
BRA	22	17	14	14	67



Official Basketball Box Score - Second Half
Dadeville at Braymer
 03/08/24 Mzzou Arena, Columbia MO
 MSHSAA Show-Me Showdown - Class 1 Boys Semi 2

Game Time: 12:00 PM
 Game Duration: 1:29

Officials: Adam Dumas, Ron Richardson, Justin Ratcliff

Dadeville - 19

NO.	Name	Min	FG		3P	FT		Rebounds			Fouls		TP	AS	TO	ST	Blocks		+/-
			M-A	M-A	M-A	OR	DR	TOT	PF	FD	BS	BA							
1	Payton Farmer	13:34	0-0	0-0	0-0	1	0	1	2	1	0	0	0	0	2	0	0	-4	
3	Brayden Garver	11:46	1-2	0-1	0-0	0	0	0	2	1	2	0	1	0	0	0	-7		
15	Chayse Coose	14:55	2-4	0-0	3-4	2	1	3	4	2	7	1	2	1	1	0	-6		
22	Aidan Jarman	16:00	1-13	0-4	4-10	1	3	4	1	5	6	2	2	2	0	3	-9		
24	Kaleb Getman	11:27	1-2	1-2	0-0	0	0	0	3	0	3	1	1	1	0	0	-3		
2	Aiden McGill	00:00	0-0	0-0	0-0	0	0	0	0	0	0	0	0	0	0	0	0		
0	Briar Clift	06:26	0-1	0-0	0-0	1	1	2	0	0	0	0	1	0	0	1	-11		
12	Peyton Garver	05:52	0-0	0-0	1-2	0	1	1	0	1	1	0	0	0	0	0	-5		
Team								2	0	2			0						
Totals			5-22	1-7	8-16	7	6	13	12	10	19	4	7	6	1	4	-9		

Shooting By Period		
3 rd FG%	4-12	33.3%
3PT%	0-5	0.0%
FT%	2-4	50%
4 th FG%	1-10	10.0%
3PT%	1-2	50.0%
FT%	6-12	50%
GMFG%	5-22	22.7%
3PT%	1-7	14.3%
FT%	8-16	50.0%

Dead Ball Rebounds: 4, 0

Technical Fouls: NONE

Braymer - 28

NO.	Name	Min	FG		3P	FT		Rebounds			Fouls		TP	AS	TO	ST	Blocks		+/-
			M-A	M-A	M-A	OR	DR	TOT	PF	FD	BS	BA							
12	Carter Shoe	08:08	0-1	0-0	2-2	1	1	2	2	2	2	0	4	0	0	0	2		
21	Jordan Haley	14:57	2-7	0-1	5-6	1	2	3	3	3	9	2	2	1	1	1	9		
22	Dakota Brandon	16:00	1-3	0-0	0-0	0	3	3	2	1	2	1	0	3	0	0	9		
24	Kaden Stone	07:01	0-1	0-0	0-0	2	1	3	1	1	0	0	1	0	3	0	4		
30	Landon Baker	14:01	3-3	0-0	1-2	0	2	2	3	1	7	0	0	2	0	0	11		
10	Corbin McBee	13:29	2-2	0-0	2-2	0	2	2	0	3	6	1	2	0	0	0	7		
23	Jamesyn Haley	06:25	0-0	0-0	2-2	0	1	1	0	1	2	0	0	1	0	0	3		
Team								0	2	2			0						
Totals			8-17	0-1	12-14	4	14	18	11	12	28	4	9	7	4	1	9		

Shooting By Period		
3 rd FG%	6-12	50.0%
3PT%	0-1	0.0%
FT%	2-2	100%
4 th FG%	2-5	40.0%
3PT%	0-0	0.0%
FT%	10-12	83.3%
GMFG%	8-17	47.1%
3PT%	0-1	0.0%
FT%	12-14	85.7%

Dead Ball Rebounds: 1, 0

Technical Fouls: Stone 4th 5:25

	DAD	BRA
Biggest lead	1 (3 rd 2:43)	11 (4 th 1:06)
Best Scoring Run	4 (3 rd 4:17)	7 (4 th 5:38)
Lead Changes	2	
Times Tied	2	
Time with Lead	00:14	14:15

Points from	DAD	BRA
Turnovers	9	6
Paint	6	16
Second Chance	2	2
Fast Breaks	2	13
Bench	1	8

	Period by Period Scoring				
	1st	2nd	3rd	4th	TOT
DAD	17	20	10	9	56
BRA	22	17	14	14	67



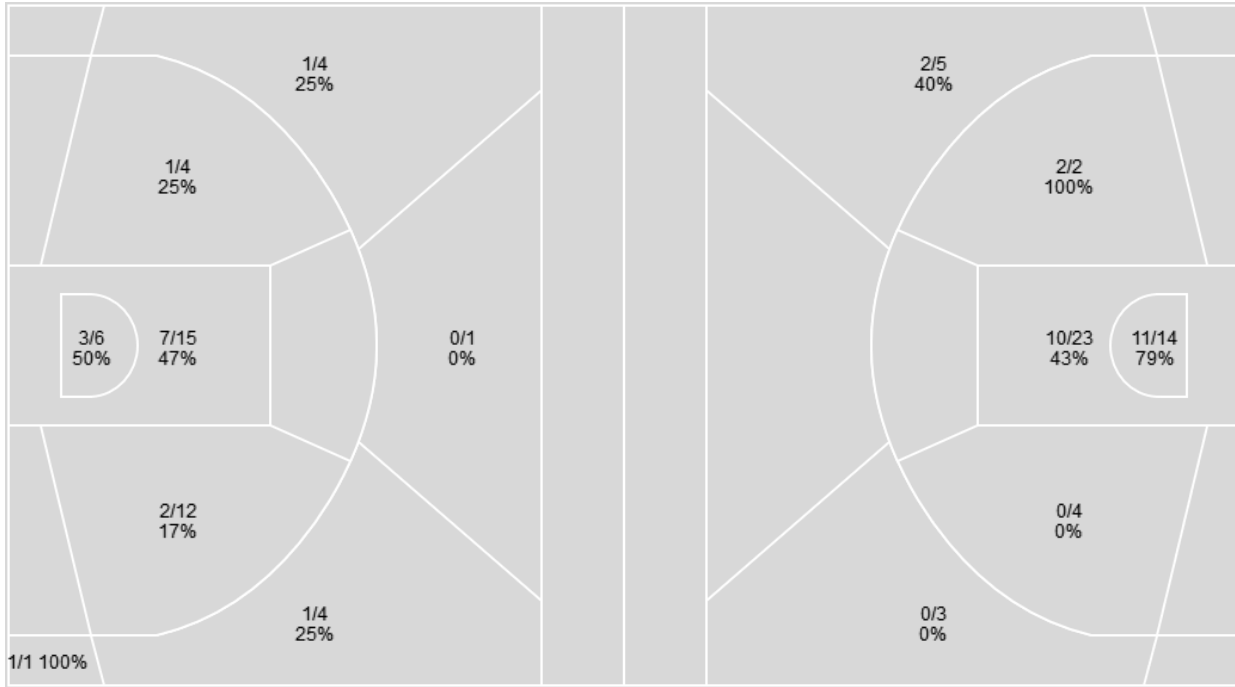
Officials: Adam Dumas, Ron Richardson, Justin Ratcliff

Players => All; FG Types => All ; Results => All ;

Players => All; FG Types => All ; Results => All ;

Dadeville

Braymer



Dadeville	M/A	%
Field Goals	16/47	34
2 Points	13/37	35
3 Points	3/10	30
Free Throws	21/37	57

Braymer	M/A	%
Field Goals	25/51	49
2 Points	23/43	53
3 Points	2/8	25
Free Throws	15/18	83



Dadeville at Braymer

03/08/24 Mzzou Arena, Columbia MO

MSHSAA Show-Me Showdown - Class 1 Boys Semi 2

Officials: Adam Dumas, Ron Richardson, Justin Ratcliff

Dadeville

No	Name	Mins		Score		Points Diff		Points per Min		Assists		Rebounds		Steals		Turnovers	
		On	Off	On	Off	On	Off	On	Off	On	Off	On	Off	On	Off	On	Off
0	Briar Clift	12:03	19:57	22-34	34-33	-12	1	1.83	1.70	3	7	10	20	1	7	4	8
1	Payton Farmer	27:15	04:45	51-54	5-13	-3	-8	1.87	1.05	10	0	25	5	8	0	10	2
2	Aiden McGill	02:34	29:26	2-9	54-58	-7	-4	0.78	1.83	0	10	3	27	0	8	1	11
3	Brayden Garver	23:21	08:39	36-43	20-24	-7	-4	1.54	2.31	7	3	23	7	8	0	11	1
12	Peyton Garver	11:29	20:31	24-30	32-37	-6	-5	2.09	1.56	3	7	10	20	0	8	4	8
15	Chayse Coose	28:18	03:42	48-55	8-12	-7	-4	1.70	2.16	9	1	29	1	8	0	11	1
22	Aidan Jarman	30:55	01:05	55-65	1-2	-10	-1	1.78	0.92	10	0	29	1	8	0	11	1
24	Kaleb Getman	24:05	07:55	42-45	14-22	-3	-8	1.74	1.77	8	2	21	9	7	1	8	4

Braymer

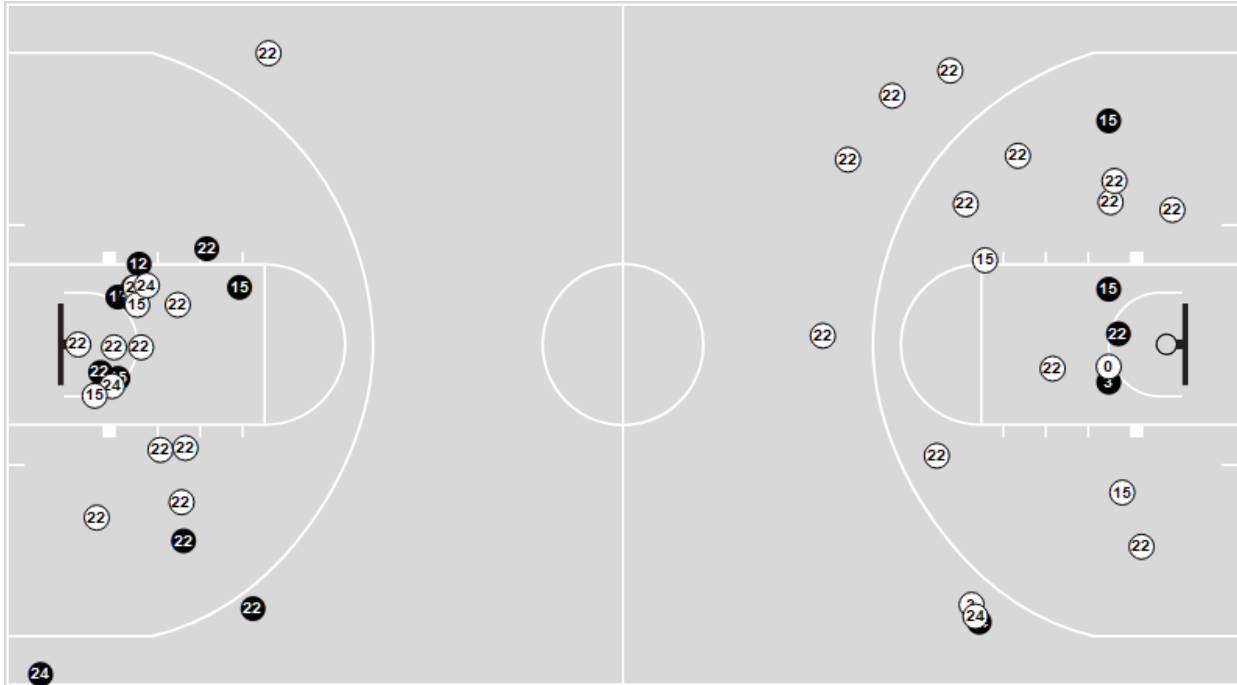
No	Name	Mins		Score		Points Diff		Points per Min		Assists		Rebounds		Steals		Turnovers	
		On	Off	On	Off	On	Off	On	Off	On	Off	On	Off	On	Off	On	Off
10	Corbin McBee	26:11	05:49	56-49	11-7	7	4	2.14	1.89	6	1	31	7	6	4	11	3
12	Carter Shoe	21:24	10:36	48-40	19-16	8	3	2.24	1.79	4	3	28	10	6	4	9	5
14	Wade Kincaid	06:36	25:24	13-20	54-36	-7	18	1.97	2.13	0	7	7	31	1	9	1	13
21	Jordan Haley	30:57	01:03	65-54	2-2	11	0	2.10	1.90	7	0	35	3	10	0	13	1
22	Dakota Brandon	21:47	10:13	43-28	24-28	15	-4	1.97	2.35	6	1	26	12	9	1	11	3
23	Jamesyn Haley	09:23	22:37	15-10	52-46	5	6	1.60	2.30	3	4	10	28	4	6	9	5
24	Kaden Stone	15:39	16:22	36-31	31-25	5	6	2.30	1.90	3	4	17	21	5	5	7	7
30	Landon Baker	28:03	03:57	59-48	8-8	11	0	2.10	2.03	6	1	36	2	9	1	9	5



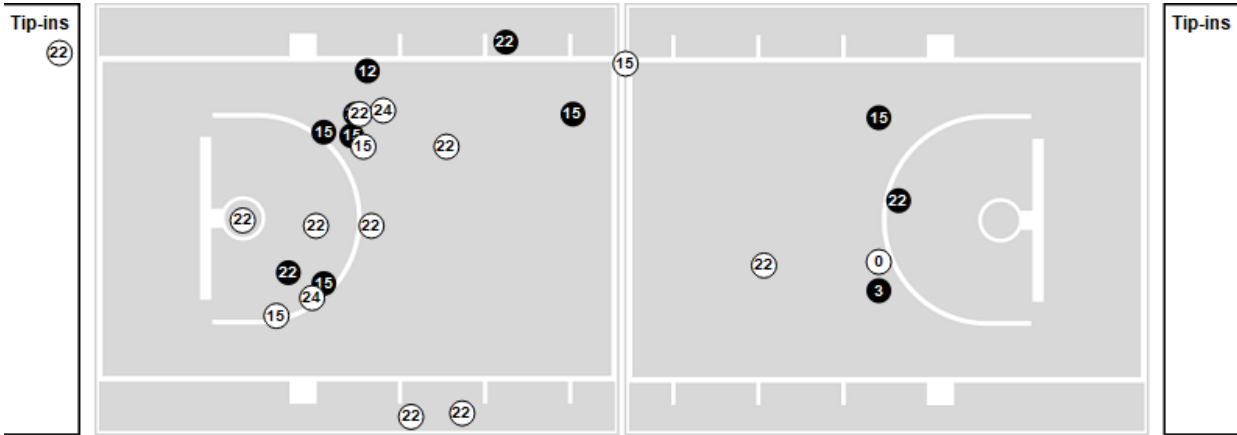
Officials: Adam Dumas, Ron Richardson, Justin Ratcliff

Players => All ; FG Types => All ; Results => All ;
Dadeville

All Field Goals



Shots in the Paint



● Made ○ Missed N - Player Number

Dadeville	M/A	%
Field Goals	16/47	34
2 Points	13/37	35
3 Points	3/10	30
Free Throws	21/37	57

Dadeville	M/A	%
Points in the Paint	20 (10/21)	48
Fast Break Points	6 (6/16)	38
Second Chance Points	4 (3/13)	23
Effective FG%	37	

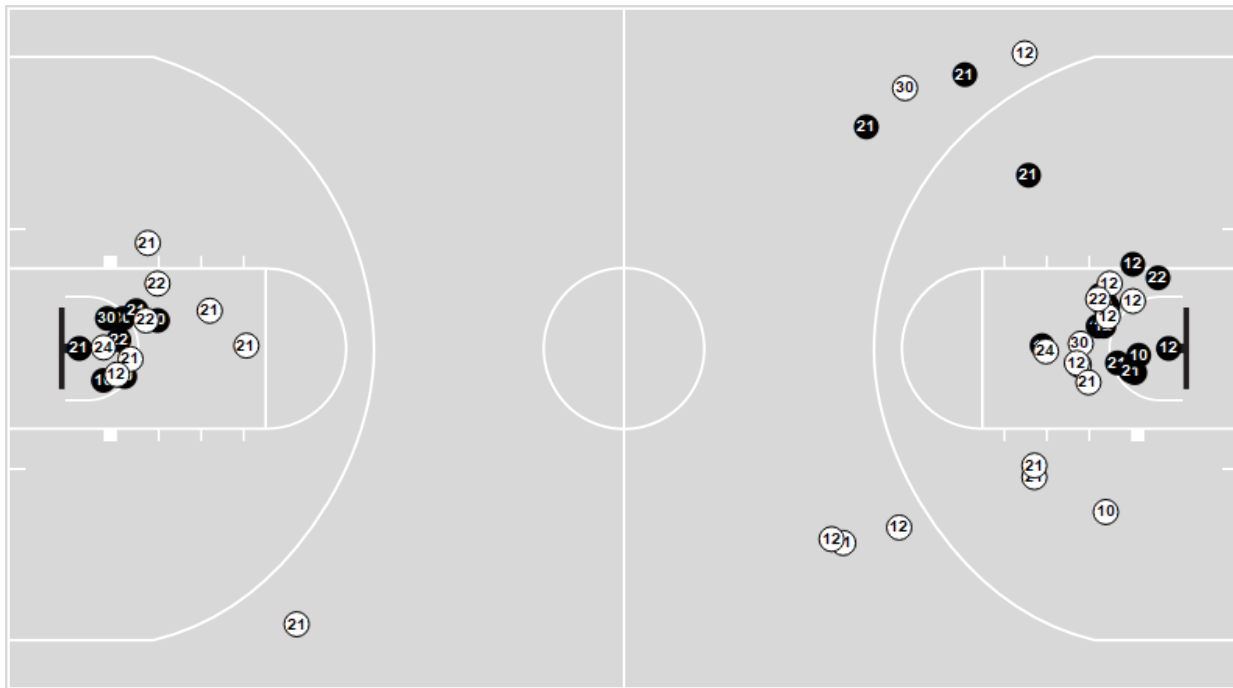


Officials: Adam Dumas, Ron Richardson, Justin Ratcliff

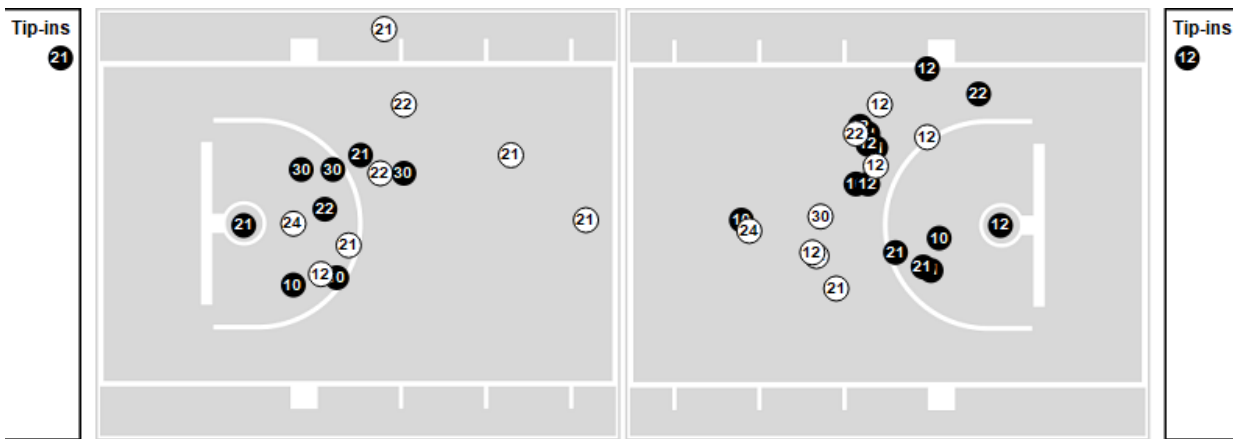
Players => All ; FG Types => All ; Results => All ;

Braymer

All Field Goals



Shots in the Paint



● Made ● Missed N - Player Number

Braymer	M/A	%
Field Goals	25/51	49
2 Points	23/43	53
3 Points	2/8	25
Free Throws	15/18	83

Braymer	M/A	%
Points in the Paint	42 (21/37)	57
Fast Break Points	22 (15/16)	94
Second Chance Points	8 (5/11)	45
Effective FG%	51	



Dadeville at Braymer

03/08/24 Mzzou Arena, Columbia MO
MSHSAA Show-Me Showdown - Class 1 Boys Semi 2

Officials: Adam Dumas, Ron Richardson, Justin Ratcliff

Dadeville

Lineup	Quarter On	Time On	Quarter Off	Time Off	Time on Court	Score	Score Diff	Reb	Stl	Tov	Ast	PPP
1- Farmer P/3- Garver B/ 15- Coose C/ 22- Jarman A/ 24- Getman K/	1	08:00	1	03:30	04:30	6-11	-5	6	1	3	2	0.6757
0- Clift B/ 1- Farmer P/ 3- Garver B/ 12- Garver P/ 22- Jarman A/	1	03:30	1	03:30	00:00	0-0	0	0	0	0	0	0.0000
0- Clift B/ 1- Farmer P/ 12- Garver P/ 15- Coose C/ 22- Jarman A/	1	03:30	1	01:31	01:59	11-6	5	1	0	0	2	2.0677
0- Clift B/ 2- McGill A/ 12- Garver P/ 15- Coose C/ 22- Jarman A/	1	01:31	1	00:30	01:01	0-5	-5	2	0	0	0	0.0000
0- Clift B/ 2- McGill A/ 3- Garver B/ 12- Garver P/ 24- Getman K/	1	00:30	2	08:00	00:30	0-0	0	0	0	0	0	0.0000
1- Farmer P/ 3- Garver B/ 15- Coose C/ 22- Jarman A/ 24- Getman K/	2	08:00	2	02:07	05:53	13-9	4	7	1	1	1	1.0870
0- Clift B/ 1- Farmer P/ 12- Garver P/ 22- Jarman A/ 24- Getman K/	2	02:07	2	01:10	00:57	3-4	-1	0	0	0	1	2.0833
0- Clift B/ 2- McGill A/ 12- Garver P/ 22- Jarman A/ 24- Getman K/	2	01:10	2	00:42	00:27	1-2	-1	0	0	0	0	1.1364
0- Clift B/ 2- McGill A/ 3- Garver B/ 12- Garver P/ 24- Getman K/	2	00:42	2	00:28	00:13	1-0	1	1	0	0	0	2.2727
0- Clift B/ 3- Garver B/ 12- Garver P/ 22- Jarman A/ 24- Getman K/	2	00:28	2	00:21	00:07	2-0	2	0	0	0	0	2.0000
0- Clift B/ 1- Farmer P/ 2- McGill A/ 3- Garver B/ 12- Garver P/	2	00:21	3	08:00	00:21	0-2	-2	0	0	1	0	0.0000
1- Farmer P/ 3- Garver B/ 15- Coose C/ 22- Jarman A/ 24- Getman K/	3	08:00	3	02:43	05:17	8-6	2	4	3	3	3	0.6993
0- Clift B/ 1- Farmer P/ 12- Garver P/ 22- Jarman A/ 24- Getman K/	3	02:43	3	01:38	01:05	1-4	-3	0	0	0	0	0.5319
0- Clift B/ 3- Garver B/ 12- Garver P/ 15- Coose C/ 22- Jarman A/	3	01:38	4	08:00	01:38	1-4	-3	2	0	2	0	0.4098
1- Farmer P/ 3- Garver B/ 15- Coose C/ 22- Jarman A/ 24- Getman K/	4	08:00	4	06:04	01:56	0-2	-2	2	1	1	0	0.0000
0- Clift B/ 1- Farmer P/ 12- Garver P/ 15- Coose C/ 22- Jarman A/	4	06:04	4	04:15	01:49	2-3	-1	4	0	1	0	0.5155
1- Farmer P/ 12- Garver P/ 15- Coose C/ 22- Jarman A/ 24- Getman K/	4	04:15	4	02:55	01:20	2-0	2	0	0	0	0	2.2727
0- Clift B/ 1- Farmer P/ 3- Garver B/ 15- Coose C/ 22- Jarman A/	4	02:55	4	01:49	01:06	0-2	-2	0	1	0	0	0.0000
1- Farmer P/ 3- Garver B/ 15- Coose C/ 22- Jarman A/ 24- Getman K/	4	01:49	4	00:47	01:01	5-5	0	1	1	0	1	1.1905
0- Clift B/ 3- Garver B/ 15- Coose C/ 22- Jarman A/ 24- Getman K/	4	00:47	4	00:00	00:47	0-2	-2	0	0	0	0	0.0000



Dadeville at Braymer

03/08/24 Mzzou Arena, Columbia MO
MSHSAA Show-Me Showdown - Class 1 Boys Semi 2

Officials: Adam Dumas, Ron Richardson, Justin Ratcliff

Braymer

Lineup	Quarter On	Time On	Quarter Off	Time Off	Time on Court	Score	Score Diff	Reb	Stl	Tov	Ast	PPP
12- Shoe C/ 21- Haley J/ 22- Brandon D/ 24- Stone K/ 30- Baker L/	1	08:00	1	04:42	03:18	7-5	2	3	1	1	1	1.0870
10- McBee C/ 12- Shoe C/ 21- Haley J/ 22- Brandon D/ 23- Haley J/	1	04:42	1	03:06	01:36	4-4	0	1	1	1	0	1.0000
10- McBee C/ 12- Shoe C/ 21- Haley J/ 24- Stone K/ 30- Baker L/	1	03:06	1	00:30	02:36	11-8	3	4	0	0	1	1.8333
10- McBee C/ 21- Haley J/ 23- Haley J/ 24- Stone K/ 30- Baker L/	1	00:30	2	07:29	01:01	0-0	0	1	0	2	0	0.0000
10- McBee C/ 14- Kincaid W/ 21- Haley J/ 24- Stone K/ 30- Baker L/	2	07:29	2	05:46	01:43	3-7	-4	0	0	1	0	1.0000
10- McBee C/ 12- Shoe C/ 14- Kincaid W/ 21- Haley J/ 30- Baker L/	2	05:46	2	01:10	04:36	10-9	1	7	1	0	0	1.0593
10- McBee C/ 12- Shoe C/ 21- Haley J/ 22- Brandon D/ 30- Baker L/	2	01:10	2	00:51	00:18	2-0	2	4	0	0	0	2.2727
10- McBee C/ 12- Shoe C/ 14- Kincaid W/ 21- Haley J/ 30- Baker L/	2	00:51	2	00:42	00:09	0-2	-2	0	0	0	0	0.0000
10- McBee C/ 12- Shoe C/ 21- Haley J/ 22- Brandon D/ 30- Baker L/	2	00:42	2	00:28	00:13	0-0	0	0	0	0	0	0.0000
10- McBee C/ 12- Shoe C/ 14- Kincaid W/ 21- Haley J/ 30- Baker L/	2	00:28	2	00:21	00:07	0-2	-2	0	0	0	0	0.0000
10- McBee C/ 12- Shoe C/ 21- Haley J/ 22- Brandon D/ 23- Haley J/	2	00:21	3	08:00	00:21	2-0	2	0	0	0	1	2.0000
12- Shoe C/ 21- Haley J/ 22- Brandon D/ 24- Stone K/ 30- Baker L/	3	08:00	3	05:29	02:31	4-2	2	4	3	2	0	0.8197
10- McBee C/ 21- Haley J/ 22- Brandon D/ 23- Haley J/ 30- Baker L/	3	05:29	3	05:08	00:21	0-0	0	1	0	0	0	0.0000
10- McBee C/ 12- Shoe C/ 21- Haley J/ 22- Brandon D/ 23- Haley J/	3	05:08	3	04:09	00:59	0-4	-4	0	0	3	0	0.0000
10- McBee C/ 21- Haley J/ 22- Brandon D/ 24- Stone K/ 30- Baker L/	3	04:09	3	02:43	01:26	2-2	0	1	0	1	1	1.0000
10- McBee C/ 12- Shoe C/ 21- Haley J/ 22- Brandon D/ 30- Baker L/	3	02:43	3	01:38	01:05	4-1	3	1	0	0	1	2.0000
10- McBee C/ 21- Haley J/ 22- Brandon D/ 23- Haley J/ 30- Baker L/	3	01:38	4	05:56	03:42	6-1	5	4	3	1	2	1.0000
10- McBee C/ 12- Shoe C/ 21- Haley J/ 22- Brandon D/ 30- Baker L/	4	05:56	4	05:38	00:18	1-0	1	0	0	0	0	2.2727
10- McBee C/ 21- Haley J/ 22- Brandon D/ 24- Stone K/ 30- Baker L/	4	05:38	4	04:07	01:31	2-3	-1	1	1	0	0	0.8197
10- McBee C/ 12- Shoe C/ 21- Haley J/ 22- Brandon D/ 30- Baker L/	4	04:07	4	02:55	01:12	0-1	-1	0	0	0	0	0.0000
10- McBee C/ 12- Shoe C/ 21- Haley J/ 22- Brandon D/ 23- Haley J/	4	02:55	4	02:41	00:14	1-0	1	0	0	0	0	2.2727
10- McBee C/ 21- Haley J/ 22- Brandon D/ 23- Haley J/ 24- Stone K/	4	02:41	4	02:41	00:00	1-0	1	0	0	0	0	2.2727
10- McBee C/ 21- Haley J/ 22- Brandon D/ 24- Stone K/ 30- Baker L/	4	02:41	4	02:35	00:06	0-0	0	0	0	0	0	0.0000
10- McBee C/ 12- Shoe C/ 21- Haley J/ 22- Brandon D/ 23- Haley J/	4	02:35	4	01:49	00:46	0-0	0	1	0	1	0	0.0000
10- McBee C/ 21- Haley J/ 22- Brandon D/ 24- Stone K/ 30- Baker L/	4	01:49	4	01:03	00:46	5-3	2	2	0	0	0	1.8939
10- McBee C/ 12- Shoe C/ 22- Brandon D/ 24- Stone K/ 30- Baker L/	4	01:03	4	01:03	00:00	0-1	-1	0	0	0	0	0.0000
10- McBee C/ 12- Shoe C/ 22- Brandon D/ 23- Haley J/ 30- Baker L/	4	01:03	4	00:40	00:22	1-1	0	2	0	1	0	0.6944
10- McBee C/ 12- Shoe C/ 22- Brandon D/ 24- Stone K/ 30- Baker L/	4	00:40	4	00:00	00:40	1-0	1	1	0	0	0	2.2727



Official Basketball Line Up Analysis - Final
Dadeville at Braymer
 03/08/24 Mzzou Arena, Columbia MO
 MSHSAA Show-Me Showdown - Class 1 Boys Semi 2

Game Time: 12:00 PM
 Game Duration: 1:29

Officials: Adam Dumas, Ron Richardson, Justin Ratcliff

Dadeville

Lineup	Time	Score	Score Diff	Pts/Min	Reb	Stl	Tov	Ast	PPP
1- Farmer P/ 3- Garver B/ 15- Coose C/ 22- Jarman A/ 24- Getman K/	18:37	32-33	-1	1.7183	20	7	8	7	0.8316
0- Clift B/ 1- Farmer P/ 12- Garver P/ 15- Coose C/ 22- Jarman A/	03:48	13-9	4	3.4211	5	0	1	2	1.4130
0- Clift B/ 1- Farmer P/ 12- Garver P/ 22- Jarman A/ 24- Getman K/	02:02	4-8	-4	1.9672	0	0	0	1	1.2048
0- Clift B/ 3- Garver B/ 12- Garver P/ 15- Coose C/ 22- Jarman A/	01:38	1-4	-3	0.6122	2	0	2	0	0.4098
1- Farmer P/ 12- Garver P/ 15- Coose C/ 22- Jarman A/ 24- Getman K/	01:20	2-0	2	1.5000	0	0	0	0	2.2727
0- Clift B/ 1- Farmer P/ 3- Garver B/ 15- Coose C/ 22- Jarman A/	01:06	0-2	-2	0.0000	0	1	0	0	0.0000
0- Clift B/ 2- McGill A/ 12- Garver P/ 15- Coose C/ 22- Jarman A/	01:01	0-5	-5	0.0000	2	0	0	0	0.0000
0- Clift B/ 3- Garver B/ 15- Coose C/ 22- Jarman A/ 24- Getman K/	00:47	0-2	-2	0.0000	0	0	0	0	0.0000
0- Clift B/ 2- McGill A/ 3- Garver B/ 12- Garver P/ 24- Getman K/	00:43	1-0	1	1.3761	1	0	0	0	2.2727
0- Clift B/ 2- McGill A/ 12- Garver P/ 22- Jarman A/ 24- Getman K/	00:27	1-2	-1	2.1661	0	0	0	0	1.1364
0- Clift B/ 1- Farmer P/ 2- McGill A/ 3- Garver B/ 12- Garver P/	00:21	0-2	-2	0.0000	0	0	1	0	0.0000
0- Clift B/ 3- Garver B/ 12- Garver P/ 22- Jarman A/ 24- Getman K/	00:07	2-0	2	16.9014	0	0	0	0	2.0000
0- Clift B/ 1- Farmer P/ 3- Garver B/ 12- Garver P/ 22- Jarman A/	00:00	0-0	0	NaN	0	0	0	0	0.0000



Official Basketball Line Up Analysis - Final
Dadeville at Braymer
 03/08/24 Mzzou Arena, Columbia MO
 MSHSAA Show-Me Showdown - Class 1 Boys Semi 2

Game Time: 12:00 PM
 Game Duration: 1:29

Officials: Adam Dumas, Ron Richardson, Justin Ratcliff

Braymer

Lineup	Time	Score	Score Diff	Pts/Min	Reb	Stl	Tov	Ast	PPP
12- Shoe C/ 21- Haley J/ 22- Brandon D/ 24- Stone K/ 30- Baker L/	05:49	11-7	4	1.8911	7	4	3	1	0.9717
10- McBee C/ 12- Shoe C/ 14- Kincaid W/ 21- Haley J/ 30- Baker L/	04:52	10-13	-3	2.0506	7	1	0	0	1.0593
10- McBee C/ 21- Haley J/ 22- Brandon D/ 23- Haley J/ 30- Baker L/	04:03	6-1	5	1.4815	5	3	1	2	0.8571
10- McBee C/ 12- Shoe C/ 21- Haley J/ 22- Brandon D/ 23- Haley J/	03:56	7-8	-1	1.7751	2	1	5	1	0.7415
10- McBee C/ 21- Haley J/ 22- Brandon D/ 24- Stone K/ 30- Baker L/	03:49	9-8	1	2.3581	4	1	1	1	1.2712
10- McBee C/ 12- Shoe C/ 21- Haley J/ 22- Brandon D/ 30- Baker L/	03:06	7-2	5	2.2484	5	0	0	1	1.6204
10- McBee C/ 12- Shoe C/ 21- Haley J/ 24- Stone K/ 30- Baker L/	02:36	11-8	3	4.2308	4	0	0	1	1.8333
10- McBee C/ 14- Kincaid W/ 21- Haley J/ 24- Stone K/ 30- Baker L/	01:43	3-7	-4	1.7476	0	0	1	0	1.0000
10- McBee C/ 21- Haley J/ 23- Haley J/ 24- Stone K/ 30- Baker L/	01:01	0-0	0	0.0000	1	0	2	0	0.0000
10- McBee C/ 12- Shoe C/ 22- Brandon D/ 24- Stone K/ 30- Baker L/	00:40	1-1	0	1.4815	1	0	0	0	2.2727
10- McBee C/ 12- Shoe C/ 22- Brandon D/ 23- Haley J/ 30- Baker L/	00:22	1-1	0	2.6667	2	0	1	0	0.6944
10- McBee C/ 21- Haley J/ 22- Brandon D/ 23- Haley J/ 24- Stone K/	00:00	1-0	1	∞	0	0	0	0	2.2727